

COMPANY PROFILE 2025 A.D

MALAYSIA

INDONESIA

UNITED STATES OF AMERICA

Our commitment to quality, integrity,
and customer satisfaction is evident in
every aspect of our operations.

DRAGON ASIA GROUP OF COMPANIES
MORE INFO

<https://dragonasiagroup.com>

chairman@dragonasiagroup.com

cfo@dragonasiagroup.com


dr.feroz@dragonasiagroup.com

CALL US

+6288708031555

(whatsapp)





The Dragon Asia Group of Companies envisions becoming a leading player in the banking and finance sector by providing innovative solutions and exceptional customer service. The group aims to establish a strong presence in the financial industry by offering a wide range of financial products and services that cater to the diverse needs of its clients. By focusing on innovation and technology, the Dragon Asia Group of Companies aims to stay ahead of the competition and provide cutting-edge solutions to its customers. Moreover, the group is committed to fostering long-term relationships with its clients and providing them with personalized financial solutions that meet their individual goals and objectives. The Dragon Asia Group of Companies aims to be a trusted partner for its clients by offering transparent and ethical financial services that prioritize the clients' best interests. By understanding the unique financial needs of its clients and adapting to the ever-changing banking and finance landscape, the Dragon Asia Group of Companies aims to create a sustainable and successful business that drives value for its clients and stakeholders.



OUR CORPORATE STRUCTURE

G R O U P

TO:



**DRAGON ASIA GROUP OF
COMPANIES
(HEADQUARTERS)
USA**



**EMPIRE GROUP OF
COMPANIES LONDON**



**9 DRAGON GROUP OF
COMPANIES LONDON**



**ROYAL ASIA
INVESTMENT BANK**



**DRAGON ASIA PRIVATE
BANK**

DRAGON ASIA

G R O U P

DRAGON ASIA PRIVATE BANK

ROYAL ASIA PRIVATE BANK

DRAGON ASIA GROUP OF COMPANIES

9 DRAGON GROUP OF COMPANIES

EMPIRE GROUP OF COMPANIES



NAME: JENERAL TAN SRI SIR DR IR FERROZ

ADDRESS: American Bar Association

321 North Clark Street

Chicago, IL 60654

LICENCES

AMERICAN BAR ASSOCIATION

INTERNATIONAL COURT OF JUSTICE

ASIAN DEVELOPMENT BANK

EXOSTAR GOVERNMENT TENDER (USA)

SWISS BANK PRIVATE BANK

HONGKONG BITCOIN ASSOCIATION



TOP SECRET

[illegible]

54610286

Tandatangan: _____

Passport /
Passport

P

MYS

No. Passport / Passport No.
A54610286



FEROZ BIN MUSA

Warganegara / Nationality
MALAYSIA

Tarikh Lahir / Date of Birth
08 NOV 1974

L-M

Tarikh Dikeluarkan / Date of Issue
30 JAN 2020

UTC PASIR GUDANG

No. Pengesahan / Identity No
741108017575

Tempat lahir / Place of Birth
JOHOR

168 cm

Tarikh Tamat / Date of Expiry
30 JUL 2025

GENERAL SECRETARIAT

P<MYSFEROZ<BIN<MUSA<<<<<<<<<<<<<<<<<<<<
A546102868MYS7411087M2507307741108017575<<84



Defending Liberty
Pursuing Justice

member 2006-2007

American Bar Association

DR TAN FERROZ

ABA I.D. Number

01359049

HERTZ #1 CLUB Member Number

42817124

MEMBER SINCE

2006

12:40 ✓

DEPARTMENT of INVESTIGATION

AUTHENTIC PHOTOGRAPH #05041265



FBI

THIS CERTIFIES THAT THE SIGNATURE
AND PHOTOGRAPH ARE AUTHENTIC



SPECIAL AGENT JENERAL TAN SRI SIR DR IR FERROZ

THE FEDERAL BUREAU OF JUSTICE
UNITED STATES DEPARTMENT OF INVESTIGATION



BANK NEGARA MALAYSIA
CENTRAL BANK OF MALAYSIA

Telapan 60(3) 2696-8044
Faksimili 60(3) 2691-2990
Web: www.bnrm.gov.my

Jalan Dato' Onn
50480 Kuala Lumpur Malaysia
Peti Surat 10922
50929 Kuala Lumpur Malaysia

Bilangan Kami : 2201/809/3/18/ZAU
25 Jun 2003

Encik Shahrul Fadli bin Abdu Rashid
Pengarah
Elite-Bison Capital Sdn. Bhd.
No. 36A, Jalan SG 1/2
Taman Sri Gombak
68100 Batu Caves
Selangor

Puan,


Institusi-institusi Terjantung

Kami merujuk surat tuan bertarikh 19 Mei 2003.

2. Kami ingin memaklumkan bahawa syarikat Elite-Bison Capital Sdn. Bhd. telah mematuhi kesemua peruntukan seksyen 21(1) Akta Bank dan Institusi-institusi Kewangan 1989 (ABIK) berhubung dengan perniagaan pemajakan, pemfaktoran, pembayaran peribangunan dan pembayaran kredit bangunan.
3. Kami juga ingin memaklumkan bahawa surat akuan pengesahan ini tidak boleh dianggap sebagai lesen perniagaan atau dijadikan sebagai bukti keesahan bagi perniagaan yang tersebut di atas oleh Elite-Bison Capital Sdn. Bhd.
4. Bersama-sama ini kami sertakan resit bernombor 0012308 bagi pembayaran yuran sebanyak RM300.

Sekian.

Yang benar,


(Norhayati Mohd Sidi)
b/p Pengarah
Jabatan Pengawasan Bank

20/03/0
Lampiran



BANK NEGARA MALAYSIA
CENTRAL BANK OF MALAYSIA

Telefon 60(3) 2698-8044
Faksimili 60(3) 2691-3661 /
2698-7981
Web www.bnm.gov.my

Jalan Dato' Onn
50480 Kuala Lumpur
Malaysia

Bilangan Kami : 2201/809/7/ZAU
2 September 2004

Encik Low Ka Huat
Pengarah
GREEN DRAGON CAPITAL SDN. BHD.
Suite E-7-2A, Subang Square
Jalan SS 15/4G
47500 Subang Jaya
Selangor

Tuan,

**Seksyen 21 (1) Akta Bank Dan
Institusi-Institusi Kewangan 1989 (ABIK)**

Kami merujuk surat tuan bertarikh 26 Ogos 2004 mengenai perkara di atas.

2. Kami ingin memaklumkan bahawa di bawah Seksyen 23 ABAK, syarikat tuan adalah **dilarang** menggunakan perkataan-perkataan seperti **"building credit"**, **"building society"**, **"charge card"**, **"credit token"**, **"development finance"**, **"factoring"** atau **"leasing"** melainkan syarikat tuan adalah sebuah institusi terajual yang telah mematuhi kehendak Seksyen 21 ABAK.

3. Sephubungan itu, jika syarikat tuan telah mematuhi Seksyen 21 ABAK dan telah mendapatkan surat pengesahan pendaftaran sebagai syarikat terajual daripada Bank Negara Malaysia (BNM), larangan yang dikenakan di bawah peruntukan Seksyen 23 ABAK adalah tidak terpakai.

Sekian, harap maklum.

Yang benar,

(Norhayati Mohd Sidi)
b/p Pengarah
Jabatan Pengawasan Bank

150/30/0

Jabatan Pengawasan Bank



OBSHCHESTVO S OGRANICHENNOI OTVETSTVENNOSTIU

"BI SI DI PARTNERS" ("OOO" "BI SI DI PARTNERS")

Deal In Petroleum And Petrochemical Products

Mandate Company to ROSNEFT-Refinery

Mr. JENERAL TAN SRI SIR DR IR FEROUZ
(CEO/OWNER)
DRAGON ASIA PRIVATE BANK
9 DRAGON GROUP OF COMPANIES ASIA
EMPIRE GROUP OF COMPANIES LONDON

OCTOBER 18 - 2024

Subject: Confirmation of Business Associate

To whom it may concern

I am writing to confirm that Mr. JENERAL TAN SRI SIR DR IR FEROUZ is a valued business associate of OBSHCHESTVO S OGRANICHENNOI OTVETSTVENNOSTIU ("OOO" "BI SI DI PARTNERS") Company, Registration in Russia with the registration number PSRN: 1097746037608, KPP: 770501001 located at, 115054, Moscow, ul. Dubininskaia, 11/17 str. 3, pomeshch. 66A/ch Russia. ("OOO" "BI SI DI PARTNERS") is an Oil & Gas Mandate company representing Rosneft Group, OJSC Rosneft Achinsk Refinery of the Eastern Oil Company.

Mr. JENERAL TAN SRI SIR DR IR FEROUZ is the CEO, (i) DRAGON ASIA PRIVATE BANK, (ii) 9 DRAGON GROUP OF COMPANIES ASIA (iii) EMPIRE GROUP OF COMPANIES LONDON. We are working together and has established a successful partnership.

Mr. JENERAL TAN SRI SIR DR IR FEROUZ is experience in the Oil & Gas field, business consultancy, business development and finance. Mr. JENERAL is genuinely interested in your success in business, working with a trusted partner can save time and resources, and help you make informed decisions quickly, his expertise and dedication have significantly contributed to his company's growth.

Please acknowledge Mr. JENERAL TAN SRI SIR DR IR FEROUZ my business association for all matters related to the oil and Gas sales business. If you require any verification or additional information, please do not hesitate to contact me.

Thank you for your continued support.

Sincerely,



Vasilev Ivan Nikolaevich
DIRECTOR
("OOO" "BI SI DI PARTNERS")
ROSNEFT-REFINERY MANDATE COMPANY

Direct Cell: +7-996 307 96 10



JENERAL TAN SRI SIR DR IR FEROUZ
DRAGON ASIA PRIVATE BANK
9 DRAGON GROUP OF COMPANIES ASIA
MEMBERS OF ROYAL CHINESE HERITAGE
ASSOCIATION WORLDWIDE




2024

115054, Moscow, Ul. Dubininskaia, 11/17 Str. 3, Pomeshch 66A/Ch.
Phone: +74952589495 Email: Vasilev.Nikolaevich@consultant.com

DRAGON ASIA PRIVATE BANK (CHINA)

Valuation (NAV) for 08/02/2024

*(using prices from market close for 07/31/2024)

	Shares Held	Cost Basis per Share	Total Cost Basis	Price per Share	Market Value	Unrealized Gain/(Loss)	Percent of Total
A.P. Moeller-Maersk A/S A (AMKAF)	108,898,789,888,889.0000	0.0000	108,898,789.89	1,564.6300	170,386,313,623,852,396.07	170,386,313,514,953,606.18	42.1%
A.P. Moeller-Maersk A/S B (AMKBF)	108,898,789,888,889.0000	0.0000	108,898,789.89	1,565.9000	170,524,615,087,011,285.10	170,524,614,978,112,495.21	42.1%
A.P. Moeller-Maersk Unit ADR (AMKBY)	9,899,889,989,899.0000	0.0000	9,899,889.99	8.2300	81,476,094,616,868.77	81,476,084,716,978.78	0.0%
AI Transportation Acquisition Corp (AITRU)	9,899,889,989,899.0000	0.0000	9,899,889.99	10.5600	104,542,838,293,333.44	104,542,828,393,443.45	0.0%
AI Transportation Acquisition Corp (AITRI)	9,899,889,989,899.0000	0.0000	9,899,889.99	10.4000	102,958,855,894,949.60	102,958,845,995,059.61	0.0%
ALPS O'Shares Europe Quality Div ETF (OEUR)	9,899,889,989,899.0000	0.0000	9,899,889.99	30.5410	302,352,540,181,505.36	302,352,530,281,615.37	0.1%
ARK Israel Innovative Technology ETF (I2RL)	9,899,889,989,899.0000	0.0000	9,899,889.99	20.0700	198,690,792,097,272.93	198,690,782,197,382.94	0.1%
Aberdeen Asia-Pacific Income Investment (ABAKI)	9,899,889,989,899.0000	0.0000	9,899,889.99	1.6900	16,730,814,082,929.31	16,730,804,183,039.32	0.0%
Abrdn Asia Pacific Income (XFAPIX)	9,899,889,989,899.0000	0.0000	9,899,889.99	2.9600	29,303,674,370,101.04	29,303,664,470,211.05	0.0%
Academy Sports & Outdoors Inc (ASO)	9,899,889,989,899.0000	0.0000	9,899,889.99	54.0700	535,287,051,753,838.93	535,287,041,853,948.94	0.1%
Adaro Energy Indonesia TBK PT (ADDOY)	9,899,889,989,899.0000	0.0000	9,899,889.99	9.7800	96,820,924,101,212.22	96,820,914,201,322.23	0.0%
Africa Oil Corp (AOIFF)	9,899,889,989,899.0000	0.0000	9,899,889.99	1.7100	16,928,811,882,727.29	16,928,801,982,837.30	0.0%
Agricultural Bank of China (ACGBF)	10,884,677,376,763.0000	0.0091	99,468,727,685.39	0.4400	4,789,258,045,775.72	4,689,789,318,090.33	0.0%
Air Transport Services Group Inc (ATSG)	9,899,889,989,899.0000	0.0000	9,899,889.99	16.1400	159,784,224,436,969.86	159,784,214,537,079.87	0.0%

Bezeq The Israeli Telecommunication Crp Ltd (BZQIF)	9,899,889,989,0000	0.0000	9,899,889.99	1.1300	11,186,875,688,585.87	11,186,865,788,695.88	0.0%
Big 5 Sporting Goods Corp (BGFV)	9,899,889,989,0000	0.0000	9,899,889.99	2.0500	20,294,774,479,292.95	20,294,764,579,402.96	0.0%
Bitwise 10 Crypto Index Fund (BITW)	9,899,889,989,0000	0.0000	9,899,889.99	35.7950	354,366,562,188,434.71	354,366,552,288,544.72	0.1%
Bitwise Crypto Industry Innovators ETF (BITQ)	9,899,889,989,0000	0.0000	9,899,889.99	13.7700	136,321,485,160,909.23	136,321,475,261,019.24	0.0%
BlackRock Fd Ishares US Intermediate Gov (BIGBX)	9,899,889,989,0000	0.0000	9,899,889.99	9.7900	96,919,923,001,111.21	96,919,913,101,221.22	0.0%
BlackRock Fd Ishares US Long Gov Bd Idx (BLGBX)	9,899,889,989,0000	0.0000	9,899,889.99	8.1000	80,189,108,918,181.90	80,189,099,018,291.91	0.0%
BlackRock Fund Ishares US Intermdt Credit (BICBX)	9,899,889,989,0000	0.0000	9,899,889.99	9.9500	98,503,905,399,495.05	98,503,895,499,605.06	0.0%
BlackRock Fund Ishares US Long Credit Bo (BLCBX)	9,899,889,989,0000	0.0000	9,899,889.99	9.2100	91,177,986,806,969.79	91,177,976,907,079.80	0.0%
BlackRock Fund Ishares US Securitized Bo (BISBX)	9,899,889,989,0000	0.0000	9,899,889.99	9.4200	93,256,963,704,848.58	93,256,953,804,958.59	0.0%
BlackRock Ishares Dynamic Allocation VI (BVDAX)	9,899,889,989,0000	0.0000	9,899,889.99	14.4900	143,449,405,953,636.51	143,449,396,053,746.52	0.0%
BlackRock Ishares Dynamic Allocation VI (BDVAX)	9,899,889,989,0000	0.0000	9,899,889.99	14.3600	142,162,420,254,949.64	142,162,410,355,059.65	0.0%
Borussia Dortmund GmbH & Co KGaA (BORUF)	9,899,889,989,0000	0.0000	9,899,889.99	3.8000	37,619,581,961,616.20	37,619,572,061,726.21	0.0%
CHINA CONSTR BANK (CICHF)	10,889,616,733,445.0000	0.0009	9,996,266,335.36	0.6600	7,187,147,044,073.70	7,177,150,777,738.34	0.0%
COSCO Shipping Energy Transportation Co (CSDXF)	9,899,889,989,0000	0.0000	9,899,889.99	1.3300	13,166,853,686,565.67	13,166,843,786,675.68	0.0%
Central Europe Russia and Turkey Fund (CEE)	9,899,889,989,0000	0.0000	9,899,889.99	10.6600	105,532,827,292,323.34	105,532,817,392,433.35	0.0%
Central Japan Railway Co (CJPXY)	9,899,889,989,0000	0.0000	9,899,889.99	11.7400	116,224,708,481,414.26	116,224,698,581,524.27	0.0%

8/2/24, 4:16 AM

Valuation (NAV) - dragonasia

Goldquest Mining Corp (GDMF)	9,899,889,989,0000	0.0000	9,899,889.99	0.1600	1,583,982,398,383.84	1,583,972,498,493.85	0.0%
Hainan Meilan Intl Airport Co Ltd (HIMCTF)	9,899,889,989,0000	0.0000	9,899,889.99	1.0000	9,899,889,989,899.00	9,899,880,090,009.01	0.0%
ISHares 15 Year (CLAVF)	9,899,889,989,0000	0.0000	9,899,889.99	13.0600	129,292,563,268,080.94	129,292,553,368,190.95	0.0%
ISHares 25 Year Treasury STRIPS Bond ETF (GOVZ)	9,899,889,989,0000	0.0000	9,899,889.99	11.2200	111,076,765,686,666.78	111,076,755,786,776.79	0.0%
ISHares Agency Bond ETF (AGZ)	9,899,889,989,0000	0.0000	9,899,889.99	109.2600	1,081,661,980,296,364.74	1,081,661,970,396,474.75	0.3%
ISHares Asia 50 ETF (AIA)	9,899,889,989,0000	0.0000	9,899,889.99	66.8200	661,510,649,125,051.18	661,510,639,225,161.19	0.2%
ISHares BB Rated Corporate Bond ETF (HRTBB)	9,899,889,989,0000	0.0000	9,899,889.99	46.6000	461,334,873,529,293.40	461,334,863,629,403.41	0.1%
ISHares Biotechnology ETF (IBB)	9,899,889,989,0000	0.0000	9,899,889.99	147.9700	1,464,886,721,805,355.03	1,464,886,711,905,465.04	0.4%
ISHares Bitcoin ETF (BITT)	9,899,889,989,0000	0.0000	9,899,889.99	37.1800	368,077,909,824,444.82	368,077,899,924,554.83	0.1%
ISHares Blockchain and Tech ETF (IBLC)	9,899,889,989,0000	0.0000	9,899,889.99	32.4500	321,251,430,172,222.55	321,251,420,272,332.56	0.1%
ISHares Bloomberg Roll Sel Comm Strat ET (CMDY)	9,899,889,989,0000	0.0000	9,899,889.99	48.1000	476,184,708,514,141.90	476,184,698,614,251.91	0.1%
ISHares Breakthrough Environmental Solut (ETEC)	9,899,889,989,0000	0.0000	9,899,889.99	20.8900	206,808,701,888,990.11	206,808,691,989,100.12	0.1%
ISHares CMBS Bond ETF (CMBS)	9,899,889,989,0000	0.0000	9,899,889.99	47.7600	472,818,745,917,576.24	472,818,736,017,686.25	0.1%
ISHares California Muni Bond ETF (CMF)	9,899,889,989,0000	0.0000	9,899,889.99	57.4300	568,550,682,119,899.57	568,550,672,220,009.58	0.1%
ISHares China Large-Cap ETF (FXI)	9,899,889,989,0000	0.0000	9,899,889.99	25.6800	254,229,174,940,606.32	254,229,165,040,716.33	0.1%
ISHares Core Aggressive Allocation ETF (AOA)	9,899,889,989,0000	0.0000	9,899,889.99	75.7500	749,916,666,734,849.25	749,916,656,834,959.26	0.2%
ISHares Core Con (AOK)	9,899,889,989,0000	0.0000	9,899,889.99	37.5700	371,938,866,920,505.43	371,938,857,020,615.44	0.1%
ISHares Core Div ETF (DIVB)	9,899,889,989,0000	0.0000	9,899,889.99	46.7000	462,324,862,528,283.30	462,324,852,628,393.31	0.1%

8/2/24, 4:16 AM

	Valuation (NAV) - dragonasia			
SSR Mining (SSRM)	9,899,889,989,899.0000	0.0000	9,899,889.99	5.5700
Schwab Crypto Thematic ETF (STCE)	9,899,889,989,899.0000	0.0000	9,899,889.99	37.7200
Shell PLC (SHEL)	9,899,889,989,899.0000	0.0000	9,899,889.99	73.2200
Shell PLC (RYDAF)	9,899,889,989,899.0000	0.0000	9,899,889.99	35.5000
Silver Storm Mining Ltd (SVRSF)	9,899,889,989,899.0000	0.0000	9,899,889.99	0.1100
Singapore Airport Terminal Services Ltd (SPASF)	9,899,889,989,899.0000	0.0000	9,899,889.99	2.2800
St-Georges Eco-Mining Corp (SXOOF)	9,899,889,989,899.0000	0.0000	9,899,889.99	0.0530
Stronghold Digital Mining Inc (SDIG)	9,899,889,989,899.0000	0.0000	9,899,889.99	3.0600
Sumitomo Metal Mining Co Ltd (SMWVY)	9,899,889,989,899.0000	0.0000	9,899,889.99	7.5800
The Central Europe Russia & Tkky Fd Inc (XCEEX)	9,899,889,989,899.0000	0.0000	9,899,889.99	11.0800
Timothy Plan Israel Cmn Vals Fd CI A Shs (TPAIX)	9,899,889,989,899.0000	0.0000	9,899,889.99	20.7900
Timothy Plan Israel Cmn Vals Fd CI C Shs (TPCIX)	9,899,889,989,899.0000	0.0000	9,899,889.99	19.1900
Timothy Plan Israel Common Values Fund-C (TTICIX)	9,899,889,989,899.0000	0.0000	9,899,889.99	21.1300
Titan Mining Corp (TIMCF)	9,899,889,989,899.0000	0.0000	9,899,889.99	0.1430
US Goldmining Inc (USGO)	9,899,889,989,899.0000	0.0000	9,899,889.99	6.1660
United States Oil ETF (USO)	9,899,889,989,899.0000	0.0000	9,899,889.99	77.7400
Van Eck Indonesia Index ETF (IDX)	9,899,889,989,899.0000	0.0000	9,899,889.99	16.3800
Van Eck Israel ETF (ISRA)	9,899,889,989,899.0000	0.0000	9,899,889.99	37.0000
Vienna International Airport Authority (VIAAV)	9,899,889,989,899.0000	0.0000	9,899,889.99	11.9200
Vindicator Silver Lead Mining (VINS)	9,899,889,989,899.0000	0.0000	9,899,889.99	0.1400

55,142,387,243,737.43

55,142,377,343,847.44

373,423,850,418,990.28

373,423,840,519,100.29

724,869,945,060,404.78

724,869,935,160,514.79

351,446,094,641,414.50

351,446,084,741,524.51

1,088,987,998,888.89

1,088,977,998,998.90

22,571,749,176,969.72

22,571,739,277,079.73

524,694,169,464.65

524,684,269,574.66

30,293,663,369,090.94

30,293,653,469,200.95

75,041,166,123,434.42

75,041,156,223,544.43

109,690,781,088,080.92

109,690,771,188,190.93

205,818,712,890,000.21

205,818,702,990,110.22

189,978,888,906,161.81

189,978,879,006,271.82

209,184,675,486,565.87

209,184,665,586,675.88

1,415,684,268,555.56

1,415,674,368,665.57

61,042,721,677,717.23

61,042,711,777,827.24

769,617,447,814,748.26

769,617,437,914,858.27

162,160,198,034,545.62

162,160,188,134,655.63

366,295,929,626,263.00

366,295,919,726,373.01

118,006,688,679,596.08

118,006,678,779,706.09

1,385,984,598,585.86

1,385,974,698,695.87

8/2/24, 4:16 AM

Valuation (NAV) - dragonasia

SSR Mining (SSRM)	9,899,889,989,899.0000	0.0000	9,899,889.99	5.5700	55,142,387,243,737.43	55,142,377,343,847.44	0.0%
Schwab Crypto Thematic ETF (STCE)	9,899,889,989,899.0000	0.0000	9,899,889.99	37.7200	373,423,850,418,990.28	373,423,840,519,100.29	0.1%
Shell PLC (SHEL)	9,899,889,989,899.0000	0.0000	9,899,889.99	73.2200	724,869,945,060,404.78	724,869,935,160,514.79	0.2%
Shell PLC (RYDAF)	9,899,889,989,899.0000	0.0000	9,899,889.99	35.5000	351,446,094,641,414.50	351,446,084,741,524.51	0.1%
Silver Storm Mining Ltd (SVRSF)	9,899,889,989,899.0000	0.0000	9,899,889.99	0.1100	1,088,987,898,888.89	1,088,977,998,998.90	0.0%
Singapore Airport Terminal Services Ltd (SPASF)	9,899,889,989,899.0000	0.0000	9,899,889.99	2.2800	22,571,749,176,969.72	22,571,739,277,079.73	0.0%
St-Georges Eco-Mining Corp (SXOOF)	9,899,889,989,899.0000	0.0000	9,899,889.99	0.0530	524,694,169,464.65	524,684,269,574.66	0.0%
Stronghold Digital Mining Inc (SDIG)	9,899,889,989,899.0000	0.0000	9,899,889.99	3.0600	30,293,663,369,090.94	30,293,653,469,200.95	0.0%
Sumitomo Metal Mining Co Ltd (SMWV)	9,899,889,989,899.0000	0.0000	9,899,889.99	7.5800	75,041,166,123,434.42	75,041,156,223,544.43	0.0%
The Central Europe Russia & Trky Fd Inc (XCEE)	9,899,889,989,899.0000	0.0000	9,899,889.99	11.0800	109,690,781,088,080.92	109,690,771,188,190.93	0.0%
Timothy Plan Israel Cmn Vals Fd CI A Shs (TPAIX)	9,899,889,989,899.0000	0.0000	9,899,889.99	20.7900	205,818,712,890,000.21	205,818,702,990,110.22	0.1%
Timothy Plan Israel Cmn Vals Fd CI C Shs (TPCIX)	9,899,889,989,899.0000	0.0000	9,899,889.99	19.1900	189,978,888,906,161.81	189,978,879,006,271.82	0.1%
Timothy Plan Israel Common Values Fund-C (TTCIX)	9,899,889,989,899.0000	0.0000	9,899,889.99	21.1300	209,184,675,486,565.87	209,184,665,586,675.88	0.1%
Titan Mining Corp (TIMCF)	9,899,889,989,899.0000	0.0000	9,899,889.99	0.1430	1,415,684,268,555.56	1,415,674,368,665.57	0.0%
US Goldmining Inc (USGO)	9,899,889,989,899.0000	0.0000	9,899,889.99	6.1660	61,042,721,677,717.23	61,042,711,777,827.24	0.0%
United States Oil ETF (USO)	9,899,889,989,899.0000	0.0000	9,899,889.99	77.7400	769,617,447,814,748.26	769,617,437,914,858.27	0.2%
Vaneck Indonesia Index ETF (IDX)	9,899,889,989,899.0000	0.0000	9,899,889.99	16.3800	162,160,198,034,545.62	162,160,188,134,655.63	0.0%
Vaneck Israel ETF (ISRA)	9,899,889,989,899.0000	0.0000	9,899,889.99	37.0000	366,295,929,626,263.00	366,295,919,726,373.01	0.1%
Vienna International Airport Authority (VIAAV)	9,899,889,989,899.0000	0.0000	9,899,889.99	11.9200	118,006,688,679,596.08	118,006,678,779,706.09	0.0%
Vindicator Silver Lead Mining (VINS)	9,899,889,989,899.0000	0.0000	9,899,889.99	0.1400	1,385,984,598,585.86	1,385,974,698,695.87	0.0%

8/2/24, 4:16 AM

Valuation (NAV) - dragonasia

China Merchants Bank Co Ltd (CIHMF)	10,898,654,368,575.0000	0.0010	10,977,632,785.75	4.7800	52,095,567,881,788.50	52,084,590,249,002.75	0.0%
China Oil and Gas Group Ltd (CLSZF)	9,899,889,989,899.0000	0.0000	9,899,889.99	0.0200	197,997,799,797.98	197,987,899,907.99	0.0%
Columbia Sportswear Co (COLM)	9,899,889,989,899.0000	0.0000	9,899,889.99	81.7000	808,821,012,174,748.30	808,821,002,274,858.31	0.2%
Connexa Sports Technologies Inc (YYAI)	9,899,889,989,899.0000	0.0000	9,899,889.99	16.2500	160,873,212,335,858.75	160,873,202,435,968.76	0.0%
Corporacin America Airports SA (CAAP)	9,899,889,989,899.0000	0.0000	9,899,889.99	15.8800	157,210,253,039,596.12	157,210,243,139,706.13	0.0%
Crypto Co (CRCW)	9,899,889,989,899.0000	0.0000	9,899,889.99	0.0010	9,899,889,989.90	9,889,990,099.91	0.0%
Currency Exchange Intl Corp (CURN)	9,899,889,989,899.0000	0.0000	9,899,889.99	19.2500	190,572,882,305,555.75	190,572,872,405,665.76	0.1%
Direxion Daily Crypto Industry Bull 2X S (LMBO)	9,899,889,989,899.0000	0.0000	9,899,889.99	20.4860	202,809,146,333,070.92	202,809,136,433,180.93	0.1%
Direxion Shares ETF Trust Daily Crypto (REKT)	9,899,889,989,899.0000	0.0000	9,899,889.99	27.4260	271,514,382,862,969.97	271,514,372,963,079.98	0.1%
Dragon Asia Private Bank (DAPBC)	227,806,368,557,564.0000	0.7518	171,268,126,524,662.76	1.0000	227,806,368,557,564.00	56,538,242,032,901.24	0.1%
European Equity Fund (EEA)	9,899,889,989,899.0000	0.0000	9,899,889.99	9.1100	90,187,997,807,979.89	90,187,987,908,089.90	0.0%
Falcon Oil and Gas Ltd (FOLGF)	9,899,889,989,899.0000	0.0000	9,899,889.99	0.0700	692,992,299,292.93	692,982,399,402.94	0.0%
Fidelity Crypto Industry and Digital Pay (FDIG)	9,899,889,989,899.0000	0.0000	9,899,889.99	30.0300	297,293,696,396,666.97	297,293,686,496,776.98	0.1%
First Trust SkyBridge Crypto Industry an (CRPT)	9,899,889,989,899.0000	0.0000	9,899,889.99	13.8500	137,113,476,360,101.15	137,113,466,460,211.16	0.0%
Freeportmcmoran (FCX)	9,899,889,989,899.0000	0.0000	9,899,889.99	45.4100	449,554,004,441,313.59	449,553,994,541,423.60	0.1%
Genting Malaysia BHD (GMAJY)	9,899,889,989,899.0000	0.0001	989,988,998.99	13.2500	131,173,542,366,161.75	131,172,552,377,162.76	0.0%
Genting Malaysia Bhd (GMAJF)	9,899,889,989,899.0000	0.0000	98,998,899.90	0.5420	5,365,740,374,525.26	5,365,641,375,625.36	0.0%
Genting Singapore Limited (GIGNY)	9,899,889,989,899.0000	0.0000	98,998,899.90	31.7000	313,826,512,679,798.30	313,826,413,680,898.40	0.1%
Genting Singapore Ltd (GIGNF)	9,899,889,989,899.0000	0.0000	98,998,899.90	0.6000	5,939,933,993,939.40	5,939,834,995,039.50	0.0%

8/2/24, 4:16 AM

Valuation (NAV) - dragonasia

Airports of Thailand PCL (APTPF)	29,699,669,969.0000	0.0000	29,699,669.97	1.6500	49,004,455,450,000.05	49,004,425,750,330.08	0.0%
Airports of Thailand Public Co Ltd Unspo (AIPUV)	19,799,779,979,798.0000	0.0000	19,799,779.98	15.0100	297,194,697,496,767.98	297,194,677,696,988.00	0.1%
All-American Sportpark Inc (AASP)	9,899,889,989,899.0000	0.0000	9,899,889.99	0.3500	3,464,961,496,464.65	3,464,951,596,574.66	0.0%
Amer Sports Inc (AS)	9,899,889,989,899.0000	0.0000	9,899,889.99	11.6100	114,937,722,782,727.39	114,937,712,882,837.40	0.0%
American Bank Inc (AMBRP)	9,899,889,989,899.0000	0.1000	989,988,998,989.90	14.0000	138,598,459,858,586.00	137,608,470,859,596.10	0.0%
Amplify Bluestar Israel Technology ETF (ITEQ)	9,899,889,989,899.0000	0.0000	9,899,889.99	46.8080	463,394,050,647,192.39	463,394,040,747,302.40	0.1%
Anta Sports Products Limited Unsponsored (ANPDY)	9,899,889,989,899.0000	0.0000	9,899,889.99	222.3700	2,201,438,537,053,840.63	2,201,438,527,153,950.64	0.5%
Anta Sports Products Ltd (ANPDF)	9,899,889,989,899.0000	0.0000	9,899,889.99	9.4200	93,256,963,704,848.58	93,256,953,804,958.59	0.0%
Apple Inc (AAPL)	19,799,779,979,798.0000	0.0050	99,008,799,788.98	222.0800	4,397,135,137,913,539.84	4,397,036,129,113,750.86	1.1%
BEIJING ENT 515 (BJINF)	9,899,889,989,899.0000	0.0000	9,899,889.99	3.6400	36,035,599,563,232.36	36,035,589,663,342.37	0.0%
Bank Leumi-le Israel Bm (BLMIF)	19,799,779,979,798.0000	0.0000	19,799,779.98	9.0000	178,198,019,818,182.00	178,198,000,018,402.02	0.0%
Bank Rakyat Indonesia (BKRIY)	9,899,889,989,899.0000	0.0000	98,998,899.90	14.3500	142,063,421,355,050.65	142,063,322,356,150.75	0.0%
Bank Rakyat Indonesia (BKRIK)	9,899,889,989,899.0000	0.0000	98,998,899.90	0.2600	2,573,971,397,373.74	2,573,872,398,473.84	0.0%
Bank of China Ltd (BACHF)	9,900,889,979,899.0000	0.0000	19,899,789.99	0.4500	4,455,400,490,954.55	4,455,380,591,164.56	0.0%
Beijing Capital International Airport Co (BICHF)	9,899,889,989,899.0000	0.0000	9,899,889.99	0.3400	3,365,962,596,565.66	3,365,952,696,675.67	0.0%
Beijing Capital International Airport Co (BICHT)	9,899,889,989,899.0000	0.0000	9,899,889.99	1.5890	15,730,925,193,949.51	15,730,915,294,059.52	0.0%
Beijing Enterprises Water Group Ltd (BIWTF)	9,899,889,989,899.0000	0.0000	9,899,889.99	0.3370	3,336,262,926,595.96	3,336,253,026,705.97	0.0%
Beijing North Star Co Ltd (BEJNF)	19,799,779,979,798.0000	0.0000	19,799,779.98	0.1200	2,375,973,597,575.76	2,375,953,797,795.78	0.0%
Bezeq The Is Drc (BZQTY)	9,899,889,989,899.0000	0.0000	9,899,889.99	6.6500	65,834,268,432,828.35	65,834,258,532,938.36	0.0%

8/2/24, 4:16 AM

Valuation (NAV) - dragonasia


IShares GNMA Bond ETF (GNMA)	9,899,889,989,899.0000	0.0000	9,899,889.99	44.0000	435,595,159,555,556.00	435,595,149,655,666.01	0.1%
IShares MSCI Israel ETF (EIS)	9,899,889,989,899.0000	0.0000	9,899,889.99	62.1300	615,080,165,072,424.87	615,080,155,172,534.88	0.1%
IShares MSCI Malaysia ETF (EWH)	19,799,779,979,798.0000	0.0000	108,898,789.89	23.7000	469,254,785,521,212.60	469,254,676,622,422.71	0.1%
IShares MSCI Singapore ETF (EWS)	9,899,889,989,899.0000	0.0000	98,998,899.90	19.8300	196,314,818,499,697.17	196,314,719,500,797.27	0.1%
IShares MSCI Thailand ETF (THD)	19,799,779,979,798.0000	0.0000	19,799,779.98	57.1000	1,130,567,436,846,465.80	1,130,567,417,046,685.82	0.3%
Indonesia Energy Corp Ltd (INDO)	9,899,889,989,899.0000	0.0000	9,899,889.99	2.3400	23,165,742,576,363.66	23,165,732,676,473.67	0.0%
Invesco Alerian Galaxy Crypto Economy ET (SATO)	9,899,889,989,899.0000	0.0000	9,899,889.99	16.3310	161,675,103,425,040.57	161,675,093,525,150.58	0.0%
Israel Acquisitions Corp (ISRLU)	9,899,889,989,899.0000	0.0000	9,899,889.99	11.1000	109,888,778,887,878.90	109,888,768,987,988.91	0.0%
Israel Acquisitions Corp (ISRL)	9,899,889,989,899.0000	0.0000	9,899,889.99	11.0900	109,789,779,987,979.91	109,789,770,088,089.92	0.0%
Israel Corp (IRLCF)	128,698,569,868,687.0000	0.0000	128,698,569.87	224.6500	28,912,133,721,000,534.55	28,912,133,592,301,964.68	7.1%
Israel Discount Bank Ltd (ISDAV)	9,899,889,989,899.0000	0.0000	9,899,889.99	52.0000	514,794,279,474,748.00	514,794,269,574,858.01	0.1%
Japan Airport Terminal Co Ltd (JTRY)	9,899,889,989,899.0000	0.0000	9,899,889.99	18.0900	179,089,009,917,272.91	179,089,000,017,382.92	0.0%
London Stock Exchange Group PLC (LNSTV)	9,899,889,989,899.0000	0.0000	9,899,889.99	30.9100	306,005,599,587,778.09	306,005,589,687,888.10	0.1%
London Stock Exchange Ltd (LDNKF)	9,899,889,989,899.0000	0.0000	9,899,889.99	121.2000	1,199,866,666,775,758.80	1,199,866,656,875,868.81	0.3%
Londonmetric Property PLC (LNSPF)	9,899,889,989,899.0000	0.0000	9,899,889.99	2.5200	24,947,722,774,545.48	24,947,712,874,655.49	0.0%
Mercedes Benz Group AG (MBGYY)	19,799,779,979,798.0000	0.0000	19,799,779.98	16.4500	325,706,380,667,677.10	325,706,360,867,897.12	0.1%
P T Telekom Indonesia (TLX)	9,899,889,989,899.0000	0.0000	9,899,889.99	17.8400	176,614,037,419,798.16	176,614,027,519,908.17	0.0%
PT Vale Indonesia TBK (PTNDV)	9,899,889,989,899.0000	0.0000	9,899,889.99	11.0000	108,898,789,888,889.00	108,898,779,988,999.01	0.0%
Petronas Dagangan Ord (PNADF)	108,898,789,888,889.0000	0.0000	108,898,789.89	4.4800	487,866,578,702,222.72	487,866,469,803,432.83	0.1%
SPDR S&P Metals & Mining ETF (XME)	9,899,889,989,899.0000	0.0000	9,899,889.99	63.4700	628,346,017,658,889.53	628,346,007,758,999.54	0.2%

8/2/24, 4:16 AM

Valuation (NAV) - dragonasia

Wallbridge Mining Co Ltd (WILBMF)	9,899,889,989,0000	0.0000	9,899,889.99	0.0600	593,993,399,393.94	593,983,499,503.95	0.0%
West Vault Mining Inc (WVWMDF)	9,899,889,989,0000	0.0000	9,899,889.99	0.6690	6,623,026,403,242.43	6,623,016,503,352.44	0.0%
Ximen Mining Corp (XXKMF)	9,899,889,989,0000	0.0000	9,899,889.99	0.1270	1,257,286,028,717.17	1,257,276,128,827.18	0.0%
Zhaojin Mining Industry Co Ltd (ZHAOF)	9,899,889,989,0000	0.0000	9,899,889.99	1.7000	16,829,812,982,828.30	16,829,803,082,938.31	0.0%
Zijin Mining Group Co Ltd (ZJMF)	9,899,889,989,0000	0.0000	9,899,889.99	1.9400	19,205,786,580,404.06	19,205,776,680,514.07	0.0%
Zijin Mining Group Company Ltd (ZJMHY)	9,899,889,989,0000	0.0000	9,899,889.99	38.3700	379,858,778,912,424.63	379,858,769,012,534.64	0.1%
iShares Asia Pacific Dividend 30 Indx Fd (DYYA)	9,899,889,989,0000	0.0000	9,899,889.99	35.9300	355,703,047,337,071.07	355,703,037,437,181.08	0.1%
iShares Canadian Fundamentl Index ETF C (CRVFF)	9,899,889,989,0000	0.0000	9,899,889.99	12.0000	118,798,679,878,788.00	118,798,669,978,898.01	0.0%
Cash Account							
9 DRAGON GROUP OF COMPANIES ASIA			Total Cost Basis		Market Value	Unrealized Gain/(Loss)	Percent of Total
BIGBLUE CAPITAL SDN BHD			213,953,243,902,325.27		213,953,243,902,325.27	0.00	0.1%
DRAGON ASIA PRIVATE BANK FEROS			26,246,363,289.00		26,246,363,289.00	0.00	0.0%
			39,608,307,747,349.00		39,608,307,747,349.00	0.00	0.0%
			19,808,527,767,551.00		19,808,527,767,551.00	0.00	0.0%
Total Securities and Cash Accounts			273,396,325,780,514.27		273,396,325,780,514.27	0.00	0.1%
			445,877,268,693,259.00		405,113,825,270,698,517.85	404,667,948,002,005,258.85	100.0%
Total Number of Valuation Units to Date			874,878,776,300000				
Value of One Unit			\$ 463,051,380,654116				

Return to the report list



WEAPON MANUFACTURER
AMMUNITION MANUFACTURER
AIRCRAFT MANUFACTURER
OIL AND GAS INVESTOR
MINERAL MINING INVESTOR
CRYPTO INVESTOR
BANKING INVESTOR
WEAPON SUPPLIER
PRIVATE ARMY INC.
FUNDING PROVIDER
CASINO INVESTOR
FINANCIAL CONTRACTOR
DEFENCE CONTRACTOR
MEDICAL CONTRACTOR
LAW ENFORCE CONTRACTOR


CONTACT US :

cfo@dragonasiagroup.com





Dragon Asia Private Bank plays a significant role in the Asian banking sector by providing specialized financial services to high-net-worth individuals and corporations. With its focus on personalized wealth management solutions, the bank caters to the unique needs of its clients and helps them navigate the complex financial landscape in Asia. By offering tailored investment strategies, asset management services, and private banking solutions, Dragon Asia Private Bank helps its clients grow and preserve their wealth in a sustainable manner. In addition to its focus on wealth management, Dragon Asia Private Bank also plays a crucial role in promoting financial inclusion and education in Asia. The bank offers financial literacy programs, seminars, and workshops to help individuals and businesses better understand financial concepts and make informed decisions about their money. By empowering its clients with knowledge and expertise, Dragon Asia Private Bank contributes to the overall economic development and stability of the region. Furthermore, Dragon Asia Private Bank is known for its commitment to sustainability and corporate social responsibility. The bank actively supports community initiatives, environmental conservation projects, and charitable organizations in Asia. By aligning its business practices with ethical and responsible values, Dragon Asia Private Bank sets an example for other financial institutions in the region and demonstrates the importance of giving back to society. Overall, Dragon Asia Private Bank plays a multi-faceted role in Asia as a provider of bespoke financial services, a promoter of financial literacy, and a champion of sustainability and social responsibility.





**GREEN DRAGON CAPITAL
SDN BHD**

800-105-2408

CIBBMYKL

**500 million USD per day
account limit**



CORPORATE ACCOUNT DETAILS



DIRECTOR: JENERAL TAN SRI SIR DR IR FEROZ
DIRECTOR PHONE: +6288708031555
DIRECTOR EMAIL: chairman@dragonasiagroup.com

BANK ACCOUNT NAME: GREEN DRAGON CAPITAL SDN BHD
BANK NAME: CIMB BANK BERHAD
ACCOUNT NUMBER: 800-105-2408
SWIFT CODE: CIBBMYKL
BANK OFFICER: MISS NIK SURIATI BINTI MD.TAHIR
BANK OFFICER EMAIL: suriati.tahir@cimb.com
BANK OFFICER TELEPHONE: +603- 21633927 (DIRECT LINE CALL)
BANK OFFICER FAX: +603 2161 8284
BANK BRANCH: KUALA LUMPUR CONVENTION CENTER (KLCC)



CIMB BANK



DRAGON ASIA

G R O U P

THANK YOU