

»»»
PRODUCTS
CATALOGUE
HAWKROWN®



BATHROOM FAN
WITH BLUETOOTH
SPEAKER, 3 CCT
& NIGHT LIGHT

2025

TO PROVIDE GLOBAL USERS
WITH COMFORTABLE
HEALTHY AND SMART HOME ENVIRONMENT

DESIGN/
PRODUCE



Fan



Light



Bluetooth



Night light



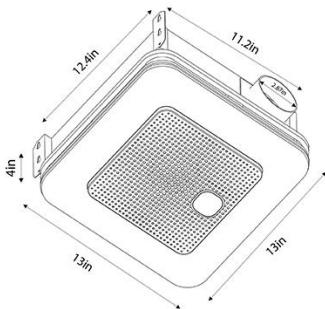
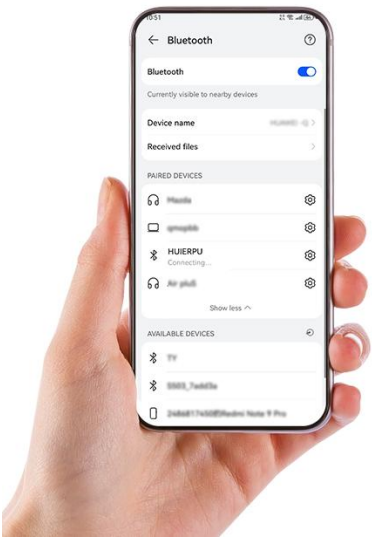
HP01

EXHAUST
FAN



Series No.	HP01
Machine Size	12.4"x11.22"x3.94"
Panel Size	13" x 13"
V/Hz	110V,60Hz
Air Velocity	230CFM
Fan Power	36W

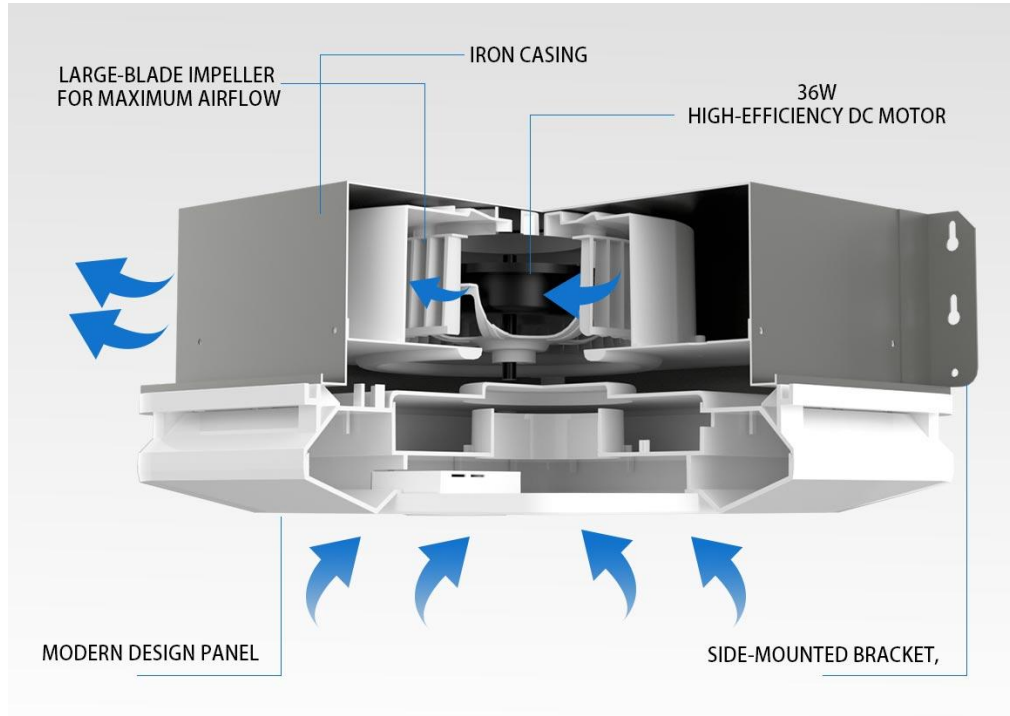
White light Power	28.2W
Neutral light Power	28.5W
Night Power	4.4W
Adjustable Light Power	12W
Air Velocity	37.4ft/s
Air outlet Size	3.15"



COLOR OF AMBIENT LIGHTING



yellow cyan Purple red green blue white



INTRODUCTION

BATHROOM FAN WITH BLUETOOTH SPEAKER, 3CCT & NIGHT LIGHT

The HP01 is a Exhaust Fan with Bluetooth, Variable lighting.

- The 3-color lighting allows you to choose the color temperature according to your preference.
- You can use the remote control to connect via Bluetooth and operate content playback or pause, navigate between content (up/down), as well as adjust the lighting's color temperature and

36W
Fan Power

230CFM
Air Velocity

37.4ft/s
Speed

HP02

EXHAUST FAN



27W
Rated Power

140CFM
Air Velocity

≤42dB
Noise



The HP02 is a Exhaust fan with a lighting function.

- The ventilation function expels stale indoor air and introduces fresh air, maintaining air circulation.
- Adjust humidity, prevent mold growth, and improve the living environment.

DATA

Series No.	HP02
Machine Size	10" x 10"
Panel Size	10.24" x 10.24"
V/Hz	110V,60Hz
Air Velocity	140 CFM
Rated Power	27W
Ventilation Power	15W
Lighting Power	12W
Noise	≤42dB
Air outlet size	4"



SIZE



HP03

EXHAUST
FAN



8.5W
Power

10.5ft/s
Air Velocity

1-10 Levels
Speed

The HP03 is a wall-mounted exhaust fan equipped with fan, purification, sleep, and lock functions.

It allows adjustable wind speed from levels 1 to 10, assisting the air conditioning system in more effectively achieving indoor temperature increases or decreases.

DATA

Series No.	HP03
Machine Size	7.48" x 11.81"
Panel Size	5.08" x 9.65"
V/Hz	110V,60Hz
Air Velocity	10.5ft/s
Power	8.5W
Rotation Speed	3800r/min
Noise	≤35dB
Speed	1-10



SIZE



HP04

EXHAUST
FAN



8.5w
Power

10.5ft/s
Air Velocity

1-10 Levels
Speed

The HP04 is a wall-mounted exhaust fan equipped with fan, purification, sleep, and lock functions.

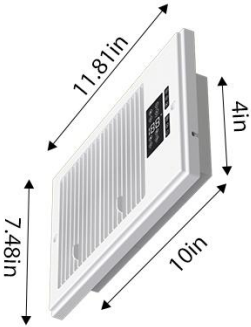
It allows adjustable wind speed from levels 1 to 10, assisting the air conditioning system in more effectively achieving indoor temperature increases or decreases.

DATA

Series No.	HP04
Machine Size	7.48" x 11.81"
Panel Size	5.08" x 9.65"
V/Hz	110V,60Hz
Air Velocity	10.5ft/s
Power	8.5W
Rotation Speed	3800r/min
Noise	≤35dB
Speed	1-10



SIZE



HP05

EXHAUST FAN



The HP05 is a Exhaust fan.

- The ventilation function expels stale indoor air and introduces fresh air, maintaining air circulation.
- Adjust humidity, prevent mold growth, and improve the living environment.

DATA

Series No.	HP05
Machine Size	10.5"
Host Height	3.74"
V/Hz	110V,60Hz
Rotational Speed	1620RPM
Ventilation Power	10W
Air Outlet Wind Speed	27.23ft/m
Fan Outlet Diameter	8.27"
Noise	≤42dB
Air outlet size	4"

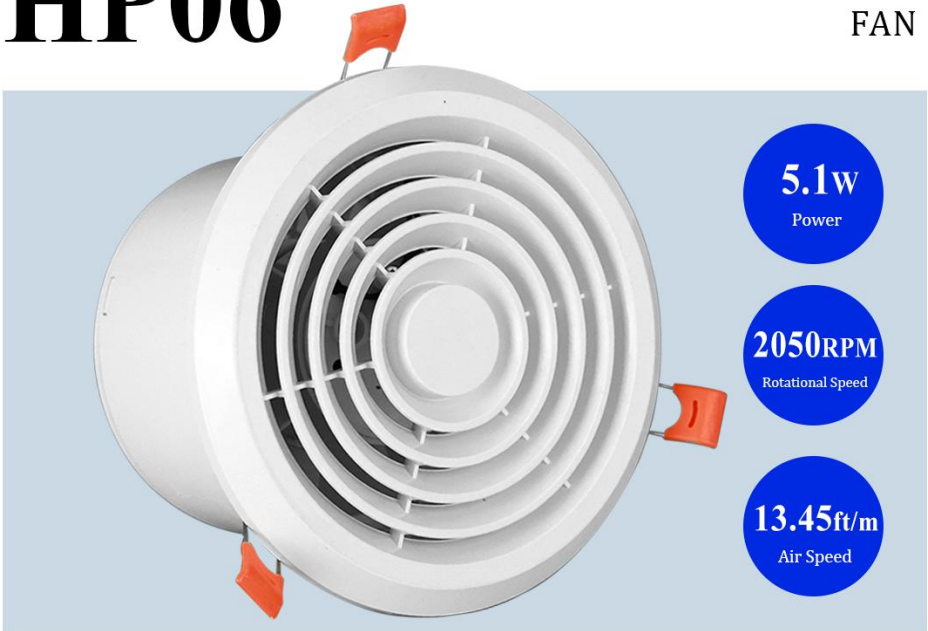


SIZE



HP06

EXHAUST FAN



The HP06 is a Exhaust fan.

- The ventilation function expels stale indoor air and introduces fresh air, maintaining air circulation.
- Adjust humidity, prevent mold growth, and improve the living environment.

DATA

Series No.	HP06
Machine Size	5.25"
Host Height	4.45"
V/Hz	110V,60Hz
Rotational Speed	2050RPM
Ventilation Power	5.1W
Air Outlet Wind Speed	13.45ft/m
Fan Outlet Diameter	6.3"
Noise	≤42dB
Air outlet size	4"



SIZE



HP07

EXHAUST FAN

35W
Power

2950RPM
Rotational Speed

350CFM
Air Velocity



The HP07 is a Exhaust fan.

- The ventilation function expels stale indoor air and introduces fresh air, maintaining air circulation.
- Adjust humidity, prevent mold growth, and improve the living environment.

DATA

Series No.	HP07
Machine Size	7.87"
V/Hz	110V,60Hz
Maximum Rotational Speed	2950RPM
Minimum Rotational Speed	1270RPM
Ventilation power	35W
Air Velocity	350CFM
Noise	≤42dB



SIZE



HP09

FIVE-IN-ONE



The HP09 is a versatile product that combines multiple functions including heating, ventilation, lighting, fan, and purge.


- Its heating feature is particularly effective in warming up the environment during colder seasons.
- It performs exceptionally well in smaller bathroom spaces for an enhanced experience.

DATA

Series No.	HP09
Machine Size	11.81" x 23.62"
Panel Size	12.4" x 24.21"
V/Hz	110V,60Hz
Air Velocity	140 CFM
Rated Power	1920W
Heating Power	1800W
VentilationPower	40W
Blowing Power	40W
Lighting Power	40W
Noise	≤35dB
Air outlet size	4"



SIZE



HP10

FIVE-IN-ONE



The HP10 is a versatile product that combines multiple functions including heating, ventilation, lighting, fan, and purge.

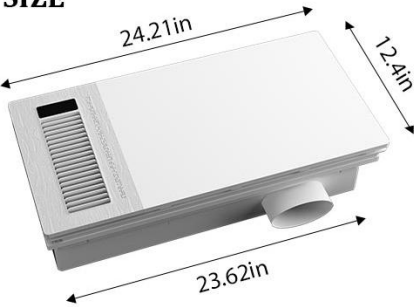
- Its heating feature is particularly effective in warming up the environment during colder seasons.
- It performs exceptionally well in smaller bathroom spaces for an enhanced experience.

DATA

Series No.	HP10
Machine Size	11.81" x 23.62"
Panel Size	12.4" x 24.21"
V/Hz	110V,60Hz
Air Velocity	140 CFM
Rated Power	1920W
Heating Power	1800W
VentilationPower	40W
Blowing Power	40W
Lighting Power	40W
Noise	≤35dB
Air outlet size	4"



SIZE



HP11

FIVE-IN-ONE



The HP11 is a versatile product that combines multiple functions including heating, ventilation, lighting, fan, and purge.

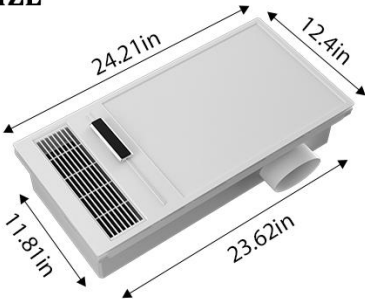
- Its heating feature is particularly effective in warming up the environment during colder seasons.
- It performs exceptionally well in smaller bathroom spaces for an enhanced experience.

DATA

Series No.	HP11
Machine Size	11.81" x 23.62"
Panel Size	12.4" x 24.21"
V/Hz	110V,60Hz
Air Velocity	140 CFM
Rated Power	1920W
Heating Power	1800W
VentilationPower	40W
Blowing Power	40W
Lighting Power	40W
Noise	≤35dB
Air outlet size	4"



SIZE



HP14

FIVE-IN-ONE



The HP14 is a versatile product that combines multiple functions including heating, ventilation, lighting, fan, and purge.

- Its heating feature is particularly effective in warming up the environment during colder seasons.
- It performs exceptionally well in smaller bathroom spaces for an enhanced experience.

DATA

Series No.	HP14
Machine Size	13" x 13"
Panel Size	13.78" x 13.78"
V/Hz	110V,60Hz
Air Velocity	190 CFM
Rated Power	1800W
Heating Power	1700W
VentilationPower	25W
Blowing Power	40W
Lighting Power	12W
Noise	≤35dB
Air outlet size	4"




SIZE



HP16

FIVE-IN-ONE



The HP16 is a versatile product that combines multiple functions including heating, ventilation, lighting, fan, and purge.

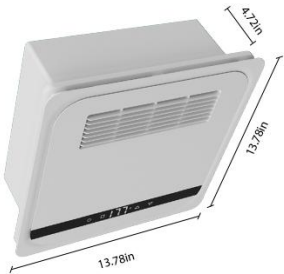
- Its heating feature is particularly effective in warming up the environment during colder seasons.
- It performs exceptionally well in smaller bathroom spaces for an enhanced experience.

DATA

Series No.	HP16
Machine Size	13" x 13"
Panel Size	13.78" x 13.78"
V/Hz	110V,60Hz
Air Velocity	190 CFM
Rated Power	1800W
Heating Power	1700W
VentilationPower	25W
Blowing Power	40W
Lighting Power	12W
Noise	≤35dB
Air outlet size	4"



SIZE



HP17

FOUR-IN-ONE



1900w
Rated Power

170CFM
Air Velocity

≤35dB
Noise

The HP17 is a versatile product that combines multiple functions including heating, ventilation and lighting.

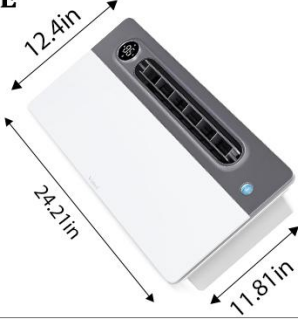
- Its heating feature is particularly effective in warming up the environment during colder seasons.
- It performs exceptionally well in smaller bathroom spaces for an enhanced experience.

DATA

Series No.	HP17
Machine Size	11.81" x 23.62"
Panel Size	12.4" x 24.21"
V/Hz	110V,60Hz
Air Velocity	170 CFM
Rated Power	1900W
Heating Power	1800W
VentilationPower	40W
Blowing Power	40W
Lighting Power	24W
Noise	≤35dB
Air outlet size	4"



SIZE



HP18

COOL MASTER



The HP18 is a Cool Master with lighting.

- The Cool Master not only provides lighting but also extracts cooking fumes and odors from the air.
- It achieves this by drawing in air and channeling it through a filtration system, thereby purifying the indoor atmosphere.

DATA

Series No.	HP18
Machine Size	23.62" x 11.81"
Panel Size	12.4" x 24.21"
V/Hz	110V,60Hz
Blowing Power 1	31.4W
Blowing Power 2	34.6W
Lighting Power	18W
Wind speed 1	18.37ft/s
Wind speed 2	22.31ft/s
Rotational speed 1	1000RPM
Rotational speed 2	1210RPM




SIZE



HP19

COOL MASTER



The HP19 is a Cool Master with lighting.

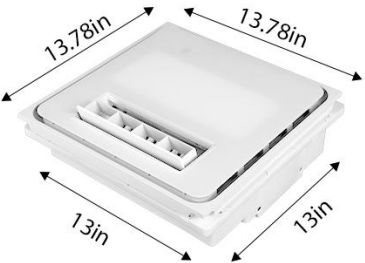
- The Cool Master not only provides lighting but also extracts cooking fumes and odors from the air.
- It achieves this by drawing in air and channeling it through a filtration system, thereby purifying the indoor atmosphere.

DATA

Series No.	HP19
Machine Size	13" x 13"
Panel Size	13.78" x 13.78"
V/Hz	110V,60Hz
Blowing Power 1	29.8W
Blowing Power 2	32.1W
Lighting Power	12W
Wind speed 1	16.4ft/s
Wind speed 2	19.69ft/s
Rotational speed 1	1000RPM
Rotational speed 2	1200RPM



SIZE



HP20

COOL MASTER



The HP20 is a Cool Master with lighting.

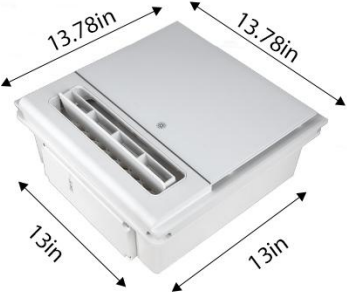
- The Cool Master not only provides lighting but also extracts cooking fumes and odors from the air.
- It achieves this by drawing in air and channeling it through a filtration system, thereby purifying the indoor atmosphere.

DATA

Series No.	HP20
Machine Size	13" x 13"
Panel Size	13.78" x 13.78"
V/Hz	110V,60Hz
Blowing Power 1	29.8W
Blowing Power 2	32.1W
Lighting Power	12W
Wind speed 1	16.4ft/s
Wind speed 2	19.69ft/s
Rotational speed 1	1000RPM
Rotational speed 2	1200RPM



SIZE



HP22

FRESH AIR SYSTEM



The HP22 is a central fresh air system product that allows you to increase or decrease the intake and exhaust airflow, as well as set the operating time, using the remote control.


- A central fresh air system can continuously introduce fresh air and expel stale air, maintaining indoor air freshness.
- It is energy-efficient, environmentally friendly, ensures health, and enhances living comfort.

DATA

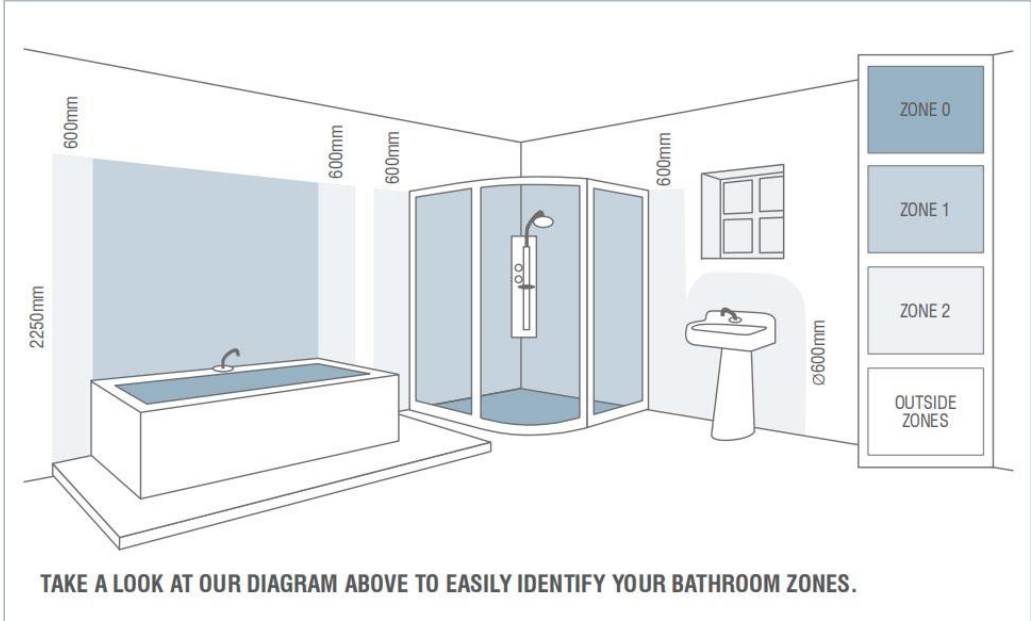
Series No.	HP22
Machine Size	11.81" x 23.62"
V/Hz	110V,60Hz
Power	42W
Rotational Speed	890RPM
Air Velocity	32.48ft/s



SIZE



WHAT ARE BATHROOM IP ZONES?



TAKE A LOOK AT OUR DIAGRAM ABOVE TO EASILY IDENTIFY YOUR BATHROOM ZONES.

Bathroom zones are areas where electrical products must offer a certain degree of protection against water. The bathroom zone number refers to the amount of water likely to be present. The lower the zone number, the higher the IP rating needs to be. For example, Zone 0 covers areas inside baths or showers. These areas must have a particular minimum IP rating that protects against water immersion - in this case, IP67.

Zone 0

Zone 0 is inside the bath or shower itself. Any fitting used in this bathroom zone must be low voltage, (max 12V) and be rated at least IP67 which is total immersion proof. (We do not currently have any fittings that are suitable for Zone 0)

Zone 2

Zone 2 is an area stretching 0.6m outside the perimeter of the bath and to a height of 2.25m from the floor. In these bathroom zones an IP rating of at least IP44 is required. In addition, it is good practice to consider the area around a wash basin, within a 60cm radius of any tap, to be considered as Zone 2.

Zone 1

Zone 1 is the area above the bath to a height of 2.25m from the floor. An IP65 rating is recommended.

OUTSIDE ZONES

'Outside Zone' is anywhere outside zones 0, 1, and 2 (subject to specific limits) and where no water jet is likely to be used. No IP rating is required. However, if there is a likelihood of water jets being used for cleaning purposes in Zones 1, 2 and 3, a fitting rated to a minimum IP65 must be used.

GUIDE ONLY: Refer to AZ/NZS 3000:2018.
Consult a qualified electrician for interpretation of the Standards for your particular situation.