

MEMO'S

GENERAL CATALOGUE

Foshan Memo's Sleep Science And Technology Co., Ltd.

Add: Longjiang Town, Shunde District, Foshan City
Guangdong Province, China Tel : 0757-23639388





ABOUT MEMO'S



1984

Founded in 1984

80+

Our products are sold
in over 80 countries
worldwide

600+

600+ international
first-tier hotel groups
in partnerships

BRAND INTRODUCTION

MEMO'S, founded in 1984 and headquartered in Guangdong, China, is a comprehensive enterprise specializing in "professional solutions for bedroom and outdoor home furnishings." With a commitment to the business philosophy of "innovation-driven, quality-first, and green environmental protection," MEMO'S integrates research and development, design, manufacturing, sales, and service. The company is dedicated to providing professional indoor (bedroom bedding), outdoor furniture, and ancillary services to meet the diverse home needs of global users. MEMO'S has a global presence across numerous countries and regions, offering product services to families worldwide and well-known home furnishing enterprises. Its products are popular in over 80 countries, with collaborations established with European retail brand Kleima, Middle Eastern Israeli brand Lotus Furniture, and more than 600 international first-tier hotel brands.

BRAND INTRODUCTION

Our bedroom furniture line adheres to the mission of "providing high-quality healthy sleep solutions." It focuses on offering a comprehensive sleep solution centered on mattresses and soft beds, complemented by bedroom furniture, to a variety of enterprises including home furnishing brands, whole-home customization, hotels, and engineering projects. This meets the high-quality sleep home needs across various scenarios. In 1999, MEMO'S joined the International Sleep Products Association (ISPA), becoming one of the few member enterprises of this authoritative international organization for testing sleep products in China. As a key member of ISPA, MEMO'S consistently adheres to principles of environmental protection and sustainable development, contributing to the construction of a green and healthy sleep industry ecosystem.



DESIGN TEAM



100+

Stable collaborations with over 100 top home furnishing brands for product design & supply

600+

Collaborating with over 600 global hotel brands through strategic partnerships

MEMO'S, with a collective of global design experts, has successfully catered to the needs of over 100 globally recognized home furnishing brands and more than 600 international first-tier hotel groups. This achievement demonstrates our profound design expertise and widespread industry acclaim. At the forefront of design trends, MEMO'S adeptly blends diverse cultural elements and precisely meets market demands. We skillfully incorporate our clients' unique requirements into home design, ensuring a personalized touch that resonates with a sophisticated clientele.

FURNITURE PARTNER BRANDS

— **cb** —
long life basics

OPPEIN 欧派

索菲亞®
—全屋定制—

顾家家居

Panasonic

LINSY 林氏家居

HOTEL PARTNER BRANDS

EMIRATES PALACE
ABU DHABI

Château d'Escimont

Hotel Adlon
Kempinski
BERLIN

Hilton
Garden Inn

ODYSSEIA HOTEL
KAPETANIOS

THE VENETIAN
澳門威尼斯人

Wynn
永利澳門

CROWNE PLAZA
HOTELS & RESORTS

Sands
LAS VEGAS SANDS CORP.

THE RITZ-CARLTON

INTERCONTINENTAL
HOTELS & RESORTS

SHERATON
Hong Kong Hotel & Towers

LANGHAM HOTELS
International

北京盛古七星级酒店
PANGU 7 STAR HOTEL BEIJING

SUPPLY CHAIN MANAGEMENT SYSTEM



6000m²

6000+ square meters of raw material storage area

5-6

The storage area reaches 5 to 6 times that of a conventional factory

MEMO'S boasts a dedicated raw material warehouse spanning nearly 6,000 square meters, complemented by the support of exclusive material reserves from suppliers. This scale of raw material inventory is 5 to 6 times larger than that of an average manufacturer. This advantage ensures dual guarantees of stable raw material quality and ample supply for furniture production and manufacturing

■ SUPPLY CHAIN PARTNER BRANDS

 <p>THE LEADER IN TEXTILE INNOVATION</p>	 <p>GSR</p>	 <p>COATS</p>	 <p>latexco</p>	 <p>INVISTA</p>	 <p>MEMO'S 美梦思</p>
German high-end mattress fabric supplier	Steel wire supplier for China's aerospace and national bridge projects	Renowned British sewing thread manufacturer	Belgian high-end latex supplier	DACRON functional polyester fiber supplier under INVISTA, USA	French-Swiss production line eco-friendly fiber supplier

WORLD-CLASS MANUFACTURING FACILITY



200000+

Cover area of 200,000m² with three production bases

1200+

Employing 1,200+ staff members

50000+

Monthly output surpassing 50,000 units

4-5

The production capacity reaches 4 to 5 times that of a conventional factory

MEMO'S possesses a modern intelligent manufacturing base spanning over 200,000 square meters, and has invested tens of millions to pioneer the introduction of globally advanced production equipment. This has established multiple efficient and intelligent production lines, gathering a team of over 1,200 industry elites. Our production capacity leads the industry, with high-end mattress monthly output exceeding 10,000 units and basic mattress monthly output surpassing 50,000 units, which is 4 to 5 times that of an average manufacturer.



High speed sewing machine



Spain ultrasonic border fabric multi-functional machine



French Laroche Airlaid machine



Full automatic mattress compressor

FULL-CHAIN R&D TECHNOLOGY



MEMO'S MASTERS THE FULL R&D TECHNOLOGY CHAIN

Our research and development domain spans from furniture materials and components to the integration of finished products, with a cumulative total of nearly a hundred patents obtained.

SENIOR PRODUCT R&D TEAM

A research and development team exceeding 20 members, with 80% being senior R&D personnel with over 10 years of industry experience.



MATERIAL AND EQUIPMENT R&D CAPABILITIES

MEMO'S has independently developed a variety of material formulas and tactile customization combinations, obtaining multiple invention and utility patents for materials and equipment, which can meet the refined customization needs of high-end products.



Invention patent for a heat treatment setting machine



Invention patent for a moisture-wicking and odor-eliminating mattress



Invention patent for a smart mattress



Invention patent for a bionic double-layer S-shaped spring mattress



Invention patent for air-laid fiber padding preparation process and the resulting fiber padding



Invention patent for a deformation-resistant bionic spring mattress



PRODUCT COLLECTIONS

BED


SERIES



MORE SUITABLE



MORE DIVERSE



MORE ASSURED

We are not only focus on furniture , but committed to
create more possibilities for modern living.

DRAC BEDROOM





BED

Model: LVWX1935I+28P-LN03-2.3068/7.3068/7.0012-L34
Size: 213*230*125/130/135cm



BENCH

Model: LVWD2235IP-2.0012/7.3068
Size: 153cm*47cm*45.5cm



BEDSTAND

Model: LVOB2235ID-7.3068/7.0012
Size: 59cm*47cm*56cm



CABINET

Model: LVDG2235ID-7.3068/7.0012
Size: 109cm*47cm*90cm



SOFA

Model: LVSF2235I+1P-2.3068/7.3068/7.0012
Size: 80cm*75cm*83cm



DRESSING TABLE/STOOL

Model: LVZT2235ID+2-7.0012、LVZT2235I+3P-2.0012/7.0012
Size: 121cm*53cm*77cm、43cm*43cm*43cm

HEARTBEAT BEDROOM



The design of the HEARTBEAT is inspired by the world's top luxury brand Hermès. Decorated with the legendary Hermès orange, match with classic elements such as platinum bags, saddles, and square scarves to fully display the luxurious and elegant modern era.





BEDSTAND

Model: LAOB17204-7.008
Size: 152*42*50cm、41*42*50cm



BED

Model: LATC17202P-LN01-2.008/7.008-L32
Size: 206*229*116cm



BENCH

Model: LAWD17213P
Size: 163*45*48cm



SOFA

Model: LASF17211+1P
Size: 96*88*71cm



CABINET

Model: LADG17214
Size: 69*42*120cm

DRESSING TABLE/MIRROR/STOOL

Model: LPZT1511B+2、LPZT1511+1P、LPZT1511+3P
Size: 125*45*78cm、circle55cm、circle40*42.5cm





WINDLEAD BEDROOM

It creates an atmosphere of understated luxury, crafting
an ideal bedroom space that suits urban elites.

BEDSTAND

Model: LPOB22101B-7.8693/7.32
Size: 58*48*59.5cm



BED

Model: LP领风P-LN01-2.8693/2.32/7.8693/7.32-L32
Size: 242*249*125cm (200*220)



BENCH

Model: LPWD22102P-2.8693/7.32
Size: 162*47*47.5cm



SOFA

Model: LPSF22105P-2.8693/2.32/
7.8693/7.32
Size: 168*85*76cm



DRESSING TABLE/STOOL

Model: LPZT22102B+2-7.8693/7.32、LPZT22102+3P-2.8693/7.8693/7.32
Size: 128*47*79.5cm、46*45*51cm



CABINET

Model: LPDG22102B-7.8693/7.32
Size: 116*47*85.5cm

LEFTEAR

Longing to escape the city's noise, people yearn for a tranquil retreat in nature. LEFTEAR artfully combines natural elements with modern design aesthetics, using forest green as the base to evoke the mystery, calm, and elegance of a deep forest.



BED

Model: LP左耳P-LN01-2.002/7.002/7.37-L32
Size: 196*229*117cm



BEDSTAND

Model: LP Leftear D-7.002
Size: 56cm*48cm*53cm



FLORABLOOM

FLORABLOOM is inspired by the Rococo arches of Swan Castle. The exquisite marble carvings, combined with the garden's vibrant blooms, create a timeless experience that transports you to the exotic romance of 19th-century German summer.



BED

Model: LP繁花+28P-LN05T-2.8693/5.0011/7.8693-L32
Size: 189*215*117cm



BEDSTAND

Model: LVOB004B-2.32/7.8693
Size: 53.5*47.5*53.5cm



TONE

Inspired by modern minimalist aesthetics, TONE redefines the bedroom experience with its unique design language. The upright bedside cushion, simple yet elegant, reflects a deep commitment to both minimalist and comfortable living. Each detail is meticulously crafted to embody a high-quality lifestyle.

BEDSTAND

Model: LPOB1510A-7.3068
Size: 49.5*39.5*49cm



BED

Model: LPWX016HP-LY05-2.3068/7.3068-L32
Size: 181*217*116cm



MIRAGE

MIRAGE blends dreams with reality, featuring a striking mix of orange and gray for a layered look. The bed's transparent acrylic foot creates a floating effect, embodying "less is more." It provides a serene escape from the outside world, immersing you in a dreamlike experience.



BED

Model: LP幻象+25P-LN03-5.438/5.524/5.001/7.438+1/7.524-L32
Size: 196*229*117cm



BEDSTAND

Model: LPOB23151D-7.001/7.438+1
Size: 53*48*52.5cm

CLOUDMANE

CLOUDMANE combines ash wood with metal brass to create a design that blends natural charm with modern industrial style. The large, round headboard cushions offer exceptional comfort for every lean. The sapphire blue color is both clear and vibrant, adding a touch of richness and tranquility reminiscent of the sea, breaking away from monotony.



BEDSTAND

Model: LP Cloudmane B-7.015
Size: 53.5*47.5*53.5cm



BED

Model: LPTC18106P-LN01-2.015/7.015-L32
Size: 208*228*111cm



BED

Model: LPWX19153+25/28/32P-LN05T-2.011/5.438/7.438+1-L32
Size: 190*222*113cm/190*222*118cm/190*222*123cm



BEDSTAND

Model: LSOB21201B
Size: 46.5*38*50cm



SANSSOUCI

SANSSOUCI is inspired by minimalist Nordic design. The curved decoration at the head of the bed softens sharp edges, while the semi-enclosed block provides a soft touch experience. This design enhances the sense of security and creates a gentler atmosphere in the bedroom.



BERLIN BEAR

BERLIN BEAR is the choice for childlike dreamers. The design features a bear shape that sparks children's curiosity and desire to explore the natural world. The bed is stable and durable, with rounded and smooth corners for worry-free use. It comes with a matching bedside cabinet in the same color to store toys and other small items, creating a fun, safe, and cozy dreamlike environment. Each experience with it is a delightful journey.



BED

Model: LP柏林熊+20P-LN03-5.438/5.306/8.226/7.438+1-L32
Size: 162*217*155/160cm



BEDSTAND


Model: LPOB22102D-7.306/7.438+1
Size: 47*43*52.5cm

MATTRESS

SERIES

MORE PERFORMANCE

Bionic double S-spring mattresscraft. It is composed of 37 different specifications, a total of 2072 springs arranged up and down, and is 1:1 with the human spine.



MORE CUSTOMIZABLE

We excel in material and equipment R&D, holding multiple invention patents to meet diverse product customization needs.



MORE ECO-FRIENDLY

Patented O₂ oxygen cotton, zero glue, zero formaldehyde craft.



COTTON CANDY



MODEL | MM2414

- Knitted fabric
- 1000# non-glue cotton
- 3CM high elastic comfort foam
- 25g non-woven
- 2CM latex
- 200g PK cotton felt
- Pocket spring,W 2.0mm with boarder 200g PK cotton felt
- Bottom:durable 3D fabric



Product Size (cm)		40'HQ (pcs)
Single	90*190*28	883
Double/King	120*190*28	680
	137*190*28	596
Queen	153*203*28	535
King/Super King	160*200*28	515
	183*203*28	453

WAVE



MODEL | MM2410

- Knitted Fabric
- 1000# non-glue cotton
- 3CM high elastic comfort foam
- 25g non-woven
- 2CM slow rebound memory foam
- 2CM high elastic comfort foam
- 200g PK cotton felt
- Pocket spring,W 2.0mm
- 200g PK cotton felt
- Bottom:durable 3D fabric



Product Size (cm)		40'HQ (pcs)
Single	90*190*28	883
Double/King	120*190*28	680
	137*190*28	596
Queen	153*203*28	535
King/Super King	160*200*28	515
	183*203*28	453

CLOUD



SOFT

▼

FIRM

1

2

3

4

5

6

7

8

9

MODEL | MM240816

- Knitted fabric
- 3CM slow rebound memory foam
- 25g non-woven
- 2CM high elastic comfort foam
- 200g PK cotton felt
- Pocket spring,W 1.8mm,2.0mm all around
- 200g PK cotton felt
- Bottom:grey fabric

Product Size (cm)		40'HQ (pcs)
Single	90*190*28	927
Double/King	120*190*28	714
	137*190*28	625
Queen	153*203*28	561
King/Super King	160*200*28	540
	183*203*28	475

QUEEN



SOFT

▼

FIRM

1

2

3

4

5

6

7

8

9

- 20cm sk sponge
- 5cm Latex
- 5cm memory foam

Product Size (cm)	40'HQ (pcs)
90*190*32	850
120*190*32	567
140*190*32	567
160*190*32	523
160*200*32	523
180*200*32	453

SOFA

SERIES



MORE COMFORTABLE



MORE DURABLE

MORE ARTISTIC



Our sofa is not just a piece of furniture. It is the perfect blend of art and comfort. We pay attention to every detail, crafting each piece with exquisite workmanship to ensure it exudes unique artistic charm. We also understand the importance of seating comfort, which is why we use high-quality materials and thoughtful design to make every sit a pleasurable experience.



STARTRAIL

Inspired by interstellar travel, the StarTrail sofa captures the mystery and vastness of the night sky. Featuring a streamlined appearance and high-quality materials, it mimics the trajectory of stars, creating a comfortable cosmic retreat that makes each sitting experience a delightful journey.

SIZES

Left/Right Arm power recliner: 107*94*100cm

Armless Chair: 75*94*100cm

HC(storage & wireless charger+cup holder+Soundbar): 34*94*70cm

Corner: 135*135*100cm



FLOW

Inspired by the flowing forms of nature, the Flow sofa features graceful lines and a smooth electric adjustment function that mimics the flow of water. It creates a seamless comfort experience, allowing you to merge effortlessly into nature's flow every time you sit.



SIZES

Sectional with 1 power recliner
285*100cm/165*100cm

NEST

The Nest sofa takes inspiration from natural nests, providing a warm and cozy haven. The spacious seat and soft cushions create a sense of resting in a safe and snug nest, bringing warmth and tranquility to the home.



SIZES

Left/Right Arm power recliner
with manual backrest: 98*104*94cm

Armless Chair with manual
backrest: 82*104*94cm

Corner with manual backrest: 135*135*94cm



PRALINE

The Praline sofa is inspired by the rich tones of the praline. Its soft material and layered design provide a warmth and comfort that, like praline, offer sweet satisfaction with every touch.

SIZES

Sofa with 2 power recliners & manual headrest: 290*98cm / 160*100cm



GENTLE

The Gentle sofa centers on the concept of softness and warmth, with gentle lines and plush materials that feel like a comforting embrace. It is designed to provide the most tender relaxation experience, making each sitting full of warmth and care.

SIZES

Sofa with 2 power recliners: 212*96*102cm

Loveseat with 2 power recliners: 156*96*102cm



HARBOR

Inspired by a peaceful haven, the Harbor sofa offers a warm and cozy retreat with its large seat and soft cushions.

No matter how noisy the outside world gets, this sofa creates a safe and relaxing haven at home.

SIZES

3 pcs power slider with 3 manual headrest: 290*100/155*78/105cm





GALAXY

The design of the GALAXY sofa is inspired by the vastness and twinkle of the stars. With its spacious seating and modern colors, the GALAXY sofa brings the stars of the galaxy into your home, creating a relaxing space with a sense of inclusiveness.

SIZES
Sofa with 2 power recliners: 284*100*98cm



SOLACE



Front View



Back View



Side View



SIZES
237*99*60.5cm

Inspired by the need for comfort and reassurance, the Solace sofa features plush cushions and soft backs that offer a gentle comforting touch. Designed to create a peaceful retreat, transforms every sitting experience into a warm embrace.

FLUFFY



SIZES

263*162*66cm

The Fluffy sofa draws inspiration from the softness of feathers and fluffy cotton, using thick padding and soft fabrics. It's designed to envelop you in a cloud-like embrace, offering an exceptionally comfortable experience.



Front View



Back View



Side View

COMPRESSED



Front View



Back View



Side View



SIZES

261*88*73cm

The Compressed sofa is inspired by modern minimalist design, compressing comfort into a compact space through clever craftsmanship. Its compact shape and efficient design make it suitable for modern home environments while providing comfort.

CLOUD



Drawing inspiration from the lightness of clouds, the Cloud sofa features soft fabrics and a comfortable design that makes it seem as if it is floating in the clouds. Its minimalist appearance and plush touch offer unparalleled relaxation, making you feel as though you're enjoying time in the clouds.

SIZES

249*138*65cm



CHIFFON

Drawing inspiration from the light and airy texture of chiffon cake, the Chiffon sofa combines soft leather with exquisite craftsmanship. This minimalist design, with its elegant lines, brings a touch of lightness and beauty to your living space.

SIZES

Left/Right Arm power recliner: 118*100*98cm

Armless Chair: 75*100*98cm

HC(storage & cup holder): 32*100*98cm

Corner: 135*135*98cm





GLOBAL CASE



HOSPITALITY PROJECT

■ THE RITZ-CARLTON, GUANGZHOU

Sleep well at the Ritz-Carlton Hotel, where luxurious bedding and ergonomically designed furniture work together to provide you with a serene and restful night's sleep.






■ CROWNE PLAZA, SHANGHAI

At Crowne Plaza Hotel, we understand the importance of sleep. Each room is furnished with premium beds and calming decor, creating an environment that nurtures deep, restorative rest.



■ QIUGUO HOTEL CHAIN

At Qiuguo Hotel, restful sleep is our priority. The thoughtfully chosen furniture, from plush mattress to soothing linens, is designed to ensure you wake up feeling refreshed and rejuvenated.



MEDICAL PROJECT

MARIA TIANFU OBSTETRICS AND GYNECOLOGY HOSPITAL CHENGDU

In hospitals, sleep furniture is crucial for patient recovery. Our specialized beds offer superior comfort and support, crucial for enhancing rest and aiding in the healing process.



■ GUOAN FOOTBALL TRAINING BASE, XIANGHE

Effective sleep furniture in training centers is key to optimal performance. Our beds and ergonomic solutions ensure that individuals receive restorative sleep, which is essential for peak training results and overall well-being.



■ BAIYUE POSTNATAL CARE CENTER, TAIYUAN

In maternity care facilities, high-quality sleep furniture supports new mothers' recovery. Our thoughtfully designed beds and furnishings provide the comfort needed for restful sleep and facilitate bonding with their newborns.





RESIDENTIAL PROJECT

■ MAOYUAN JINGXI, BEIJING

In this cozy and elegant bedroom, soft lighting caresses every inch of space, and premium bedding cradles sleep, with every detail reflecting the ultimate pursuit of life quality, making each night's slumber a journey of luxury.



■ AIJIA MINGDI, WUXI

The bedroom is more than a tranquil haven for physical rest; it is also a sanctuary for the soul. With a minimalist yet refined design approach, complemented by soothing lavender hues, a relaxed and elegant atmosphere is created, making each return home a journey of spiritual comfort.

