

NIMEC LIMITED

Fast-Easy-Amazing

Magnet Power to Electricity

Fuel Free, Net Zero, 100% Green

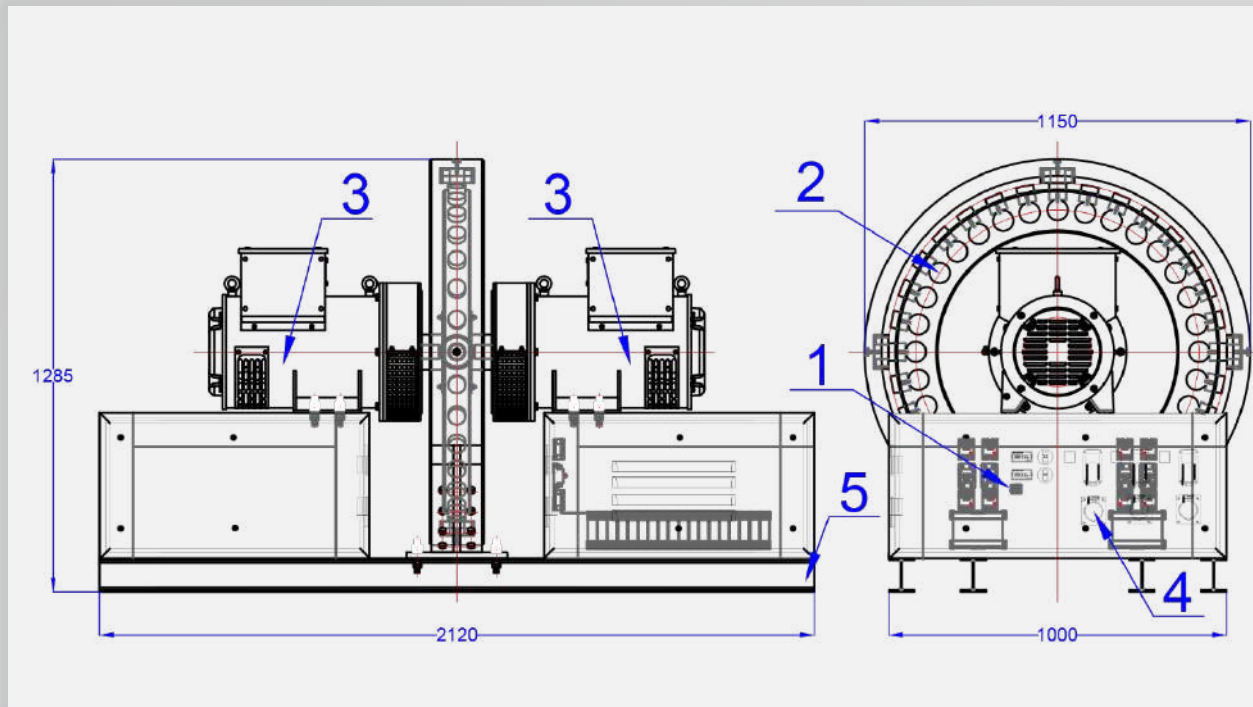
2025

Units Range

Powering the World

2

NI 2x56 A	2 of LSA 44.3 S2 (NIDEC)	110kW	3ph, 400V, 50Hz
NI 2x100 A	2 of LSA 44.3 M6 (NIDEC)	200kW	3ph, 400V, 50Hz
NI 2x132 A	2 of LSA 44.3 L12 (NIDEC)	260kW	3ph, 400V, 50Hz
NI 2x160 A	2 of LSA 44.3 VL14 (NIDEC)	320kW	3ph, 400V, 50Hz
NI 2x200 A	2 of LSA 46.3 S5 (NIDEC)	400kW	3ph, 400V, 50Hz
NI 2x260 A	2 of LSA 46.3 L10 (NIDEC)	520kW	3ph, 400V, 50Hz
NI 2x364 A	2 of LSA 47.3 S5 (NIDEC)	720kW	3ph, 400V, 50Hz
NI 2x400 A	2 of LSA 47.3 M7 (NIDEC)	800kW	3ph, 400V, 50Hz
NI 2x480 A	2 of LSA 47.3 L9 (NIDEC)	960kW	3ph, 400V, 50Hz
NI 2x528 A	2 of LSA 47.3 L10 (NIDEC)	1040kW	3ph, 400V, 50Hz



This is a very simple but extremely efficient system of power generation. This system is ideal for home use, for powering autonomous objects such as ATMs, security alarm systems, autonomous lighting, etc.



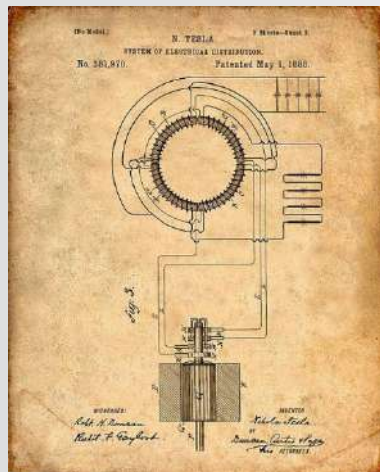
The generating device can be located both indoors and outdoors. Such mobility is determined by the minimum noise level and the absence of any exhaust or emissions of gases and/or liquids.

The generating station consists of a control unit (1) which includes a contactor system, a frequency generator, a protection system and four supercapacitor modules. The control system (1) operates the modules in the "flip-flop" mode according to the principle of the Tesla switch. In this way we achieve a change in the polarity of the DC voltage supplied to the magnetic wheel (2). The magnetic wheel (2) consists of a rotor with permanent magnets attached to it and a stator with electromagnets attached to it. The attraction of the rotor's permanent magnet to the stator core ensures the rotation of the rotor with the force necessary for the rotation of the generators (3), and the supply of direct voltage to the stator's electromagnets ensures the short-term switching on of the electromagnet with the same polarity as the permanent magnet, which prevents the rotor from stopping.

The generators (3) rotate and produce electrical energy, which is supplied to the consumer through the synchronization unit (4).

The generating module is fixed on the frame (5) and can be either open or closed at the customer's request.

Internal supply voltage 12VDC or 24VDC (determined by the manufacturer). Voltage supplied to the consumer: a) 1 phase, 220VAC or 240VAC, 50Hz or 60Hz; b) 3 phases, 380VAC or 400VAC, 50Hz or 60Hz (determined by the customer).





4

All our systems are equipped with alternators from NIDEK, which guarantees high quality and reliability of power generating units. All generators have undergone special quality control and are designed for continuous use 24 hours a day, 365 days a year, subject to compliance with operating rules.

Nidec Leroy-Somer alternator has been designed to offer you the best power generation performances. With its meticulous design and optimized architecture, the alternators strike the perfect balance between compactness, reliability, performance and longevity.

Class H of insulation. Protection – IP 23. Complete winding protection for clean environments with relative humidity $\leq 95\%$, including indoor marine environments. Compact and rigid assembly to better withstand generator vibrations. Half-key balancing. Greased for life bearings, regreaseable bearings. Easy access to the voltage regulator and to the connections. 9-way terminal block for voltage reconnection.

The Leroy-Somer alternators meet all key international standards and regulations, including IEC 60034, NEMA MG 1.32-33, ISO 8528-3, CSA C22.2 n°100-14 and UL 1446 (UL 1004 on request). Also compliant with IEC 61000-6-2, IEC 61000-6-3, IEC 61000-6-4, VDE 0875G, VDE 0875N and EN 55011, group 1 class A for European zone.

The Leroy-Somer alternators can be integrated in EC marked generator set, and bears EC, UKCA and CMIM markings. It is designed, manufactured and marketed in an ISO 9001 and ISO 14001 quality assurance environment.

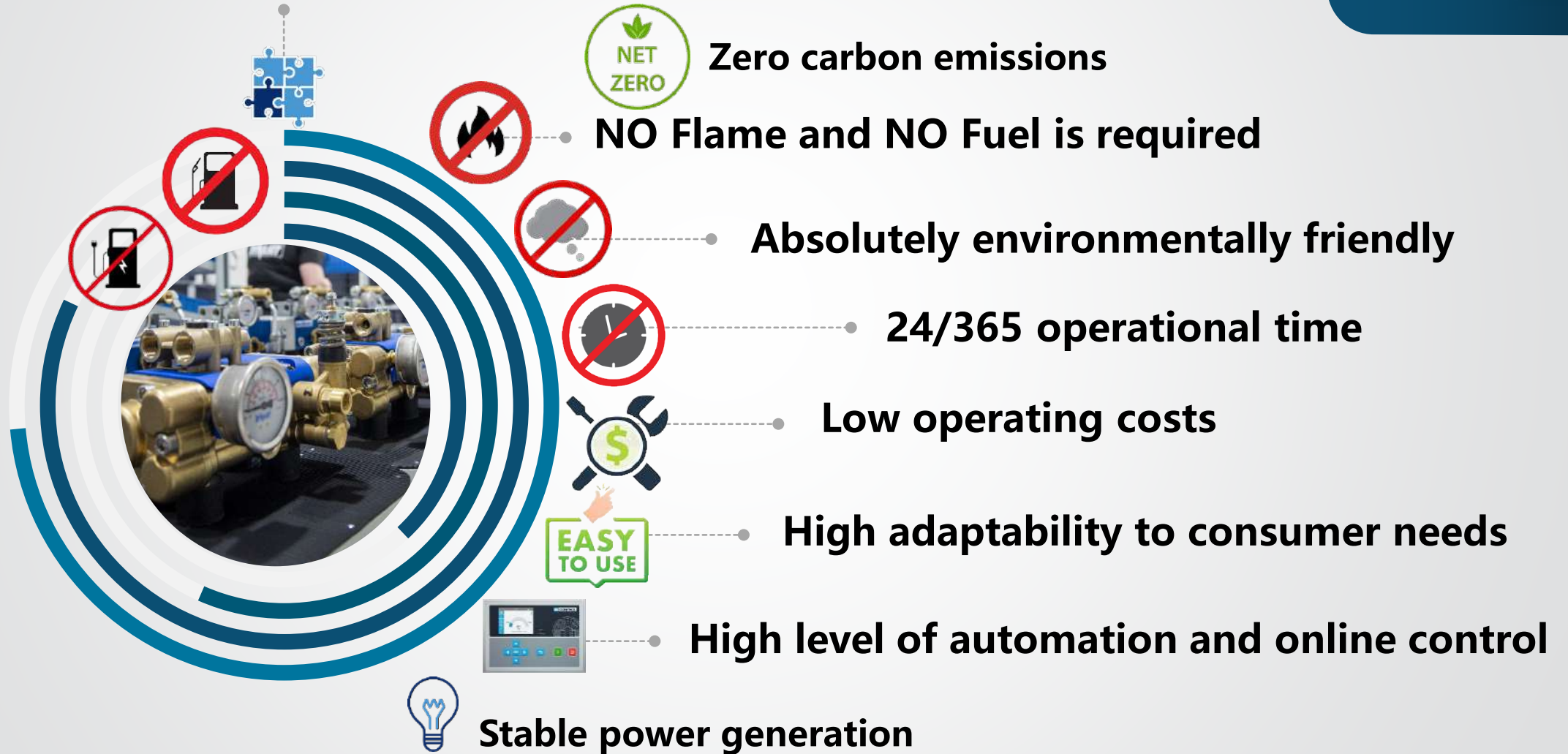
The newly updated Maxwell Technologies ultracapacitor cell is designed to support the latest trends in renewable energy, industrial electrification, and transportation. Updated to meet the demands of future applications, the cell boasts the longest lifetime out of Maxwell's product portfolio in addition to being in the class of highest energy and highest power products. Whether used alone, integrated into a module assembly, or in a hybrid configuration, the newly updated Maxwell's product will continue to help reduce the overall cost and weight of the system while improving the customer's return on investment.



Units advantages

5

Modular Structure



For more Information Contact us

www.nimecgroup.com
info@nimecgroup.com

