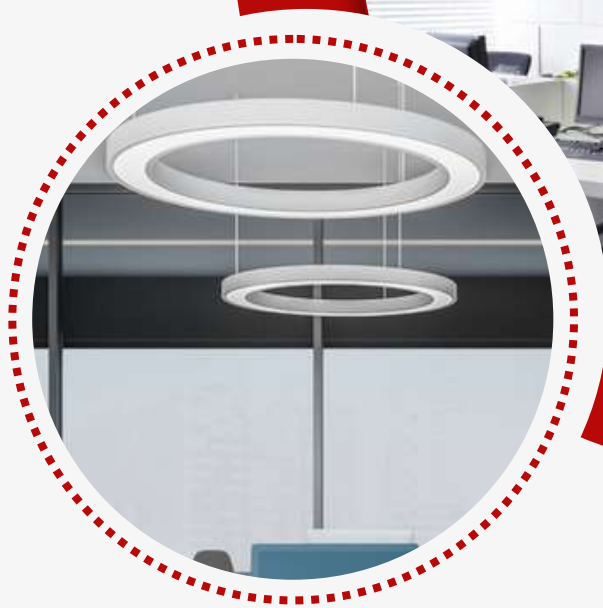


CANDOUR
INTERNATIONAL



LUMINAIRES
CATALOGUE
2024

TABLE OF CONTENTS



01-02

About Candour

An overview about Candour International & the products we offer.

03-06

Manufacturing Facilities

Our Manufacturing, Designing & Testing Facilities and Manufacturing Process.

07-26

Indoor Lighting

A wide range of indoor lighting, To suit any room and any style. Available with Dimming and Tuning Control System.

27-38

Outdoor Lighting

Our outdoor lighting range is designed to give maximum luminosity at night to keep your roads safe & areas illuminated.

39-44

Industrial Lighting

Our Industrial Lighting range is designed to provide safe, efficient, and Robust lighting for a variety of industrial applications.

45-49

Solar Lighting

Complete Range of Solar Lighting, Powerful, sustainable, and affordable lighting for any outdoor space.

49-53

Flameproof Lighting

Complete Range of Flameproof / Explosionproof Lighting Fixtures for all Zone I & Zone II Hazardous Applications.

54-59


Architectural & Landscape Lighting

Complete Architectural & Landscape Lighting range with various designs for all decorative & architectural application.

60-61

Certifications & Channel Partners

Certifications & Affiliations of Candour as well as a List of Some of our Major Business Partners.



OVERVIEW

Candour International was incorporated in 2008 in the Capital of India i.e. New Delhi. Since then, Candour has grown to be one of the leading manufacturer of LED Luminaires, Poles & High Mast, Cable Management Accessories & Earthing & Lightning Protection Material. Candour has 4 manufacturing units spread across North & West India with head office in New Delhi, India.

Candour is exclusively an export oriented unit, delivering to more than 40+ countries, we have executed more than 2500+ Project with 1000+ satisfied clients with our products and service.

From the request of quotation to the final execution, we have a team of 70+ professionals assisting and guiding our customers at every step. We comply to all basic International Standards and follow rigorous Quality Control Standards which ensures High Quality, Sustainability of our products. With the latest technology In-house, we aim to serve our clients with the highest standard products that ensures durability and consistency.




CANDOUR **LED LIGHTING**

We are one of the leading manufacturer and exporter of LED lighting products. We are committed to providing our customers with high-quality, energy-efficient, and affordable LED lighting solutions. Our products are used in a wide variety of applications, including commercial, industrial, Outdoor, Industrial & Architectural Lighting.

We have a team of experienced engineers and designers who are constantly working to develop new and innovative LED lighting products. We also have a state-of-the-art manufacturing facility that is capable of producing high-quality LED lighting products at a competitive price.

We follow all the International Standards for Quality & Safety for all the Lighting Fixtures we manufacture.

We are proud to be a global leader in LED lighting. We export our Lighting Fixtures to over 40 countries around the world. We are committed to providing our customers with the best possible LED lighting solutions.





MANUFACTURING FACILITIES

We have a well-equipped manufacturing unit where fittings are manufacturer from scratch. It consists of Pressure Die Casting Machine for our complete range of products, Testing Facilities, R&D Equipment, Latest Designing Software, Powder Coating, MCPCB Manufacturing, Assembly, Driver Assembly, Lumen Testing, IP Testing, Packing Etc. by our professional team of engineers and production team.



NOIDA SECTOR-62, UTTAR PRADESH, INDIA



LED FACTORY PREMISES

Our Well Equipped Manufacturing Unit Spread Across an area of 50000 Sq. Feet. We have a Workforce of around 74 people comprising of well-experienced workers & engineers.

PRESSURE DIE CASTING

We do complete in House Die Casting & Powder Coating for all of our Lighting Products.

We use high pressure Equipment to force molten metal into a mold to create lighting components, such as housings, reflectors, and lenses.



MCPCB MOUNTING

We Assemble MCPCBs in house for our Lighting Fixtures.

It is a two-step process that involves Laminating the Metal Core & PCB together and then Mounting the LED Chips on it.





INJECTION MOLDING & SMD ASSEMBLING

We have In-House the Injection Molding machines to make the Lenses for the LED Chip

These Lenses directs the light from the chip and helps to improve the light output.

LIGHTING ASSEMBLY

Trained technicians assemble luminaires using on-line automation and testing and produce high quality lights efficiently.



SURGE TESTING

Safety tests for high voltage (0-11kv), leakage and insulation resistance, short circuit as prescribed under respective standards.

Ensure compliance with IEC 60598 and IEC 61547 standards.



PHOTOMETRY LAB

Our Photometric Laboratory is equipped with best-in-class Integrating Sphere and Goniophotometer. Measurements of LED luminaires are done to ensure high performance of lights. We carry out measurements for light distribution pattern, illuminance, luminous flux, chromaticity, color temperature, color rendering index to applicable standards.




We're one of the only Manufacturers with the In-House facility for LM79 & LM80 Testing.

R&D AND DESIGN

Our LED lights have been designed and developed in-house.

Our mechanical engineers equipped with CAD workstation take every care to design new lights to ensure that the lights meet the best manufacturing and quality standards.

Thermal simulation ensure that the thermal management is optimum for the long life of the LED luminaires.



DIALux

LIGHTING CALCULATIONS

Currently Licenced with Dialux evo 11.
Complete Stimulation Designing for Projects
3D Stimulation for projects for Actual Lighting Patterns
Before & After' energy audits to validate energy saving
In-house team of professionals for specifically assigned for Designing
Achieving of desired Lux level with perfection

WAREHOUSING FACILITY


Modern Facility for Warehousing where Multi-dimensional Work like Stocking of Raw Material, Packaging of LED Luminaires to ensure safe Transportation, Stock Management with automated systems & Export Worthy Sea/Air Packing to ensure damage free delivery is done.



A modern office interior featuring white cubicles, desks with computers, and large potted plants. The ceiling is equipped with long, rectangular recessed lighting fixtures. A red circular graphic with vertical stripes is positioned on the right side of the image. A large red geometric shape, resembling a stylized 'L' or a corner, is overlaid on the bottom right of the image, serving as a background for the text.

INDOOR LIGHTING

WE OFFER A WIDE RANGE OF INDOOR LIGHTING FOR
ALL COMMERCIAL & RESIDENCIAL APPLICATION.



LED 2X2 PANEL

CIL-PL-2X2-RM-01 / CIL-PL-2X2-SM-01

FEATURES

- Aluminium / Polycarbonate Housing Options.
- Slim Aesthetic Model.
- Dali Compatible Driver Option.
- Emergency Battery Backup Option.
- Anti-Glare Acrylic Diffuser.
- Emergency Battery Backup Available.
- Dimming Control Option Available.



APPLICATION

LED 2x2 panels are really versatile as they can be used to provide general lighting in offices, Retail Stores, Schools, Warehouses, Residential Homes Etc.

If you are looking for a versatile, energy-efficient, and long-lasting lighting solution, LED 2x2 panels are a great option.

Product Warranty

- 2 Years
- Extendable upto 5 Years

Technical Specifications

Model No.	Wattage	Lumens	Color Temperature	Mounting
CIL-PL-2X2-RM-01-36	36	3600	3000K / 4000K / 6500K	Recessed
CIL-PL-2X2-RM-01-42	42	4200	3000K / 4000K / 6500K	Recessed
CIL-PL-2X2-RM-01-50	50	5000	3000K / 4000K / 6500K	Recessed
CIL-PL-2X2-SM-01-36	36	3600	3000K / 4000K / 6500K	Surface
CIL-PL-2X2-SM-01-42	42	4200	3000K / 4000K / 6500K	Surface
CIL-PL-2X2-SM-01-50	50	5000	3000K / 4000K / 6500K	Surface





LED PANEL LIGHT - RECESSED

CIL-RPL-RM-01 / CIL-SPL-RM-01

FEATURES

- Aluminium / Polycarbonate Housing Options.
- Slim Aesthetic Model.
- Dali Compatible Driver Option.
- Emergency Battery Backup Option.
- Dimming Control Option Available.



APPLICATION

LED recessed mounted panel lights are a perfect fit for all Commercial & Residential applications like Offices, Hotels, Halls, Retail Stores Etc. as they offer a number of advantages over traditional lighting options Since they are Energy Efficient, Long Lasting, Low Maintenance & Provide Uniform Light Distribution.

Product Warranty

- 2 Years
- Extendable upto 5 Years

Technical Specifications				
Model No.	Wattage	Lumens	Color Temperature	Mounting
CIL-RPL-RM-01-6	6	600	3000K / 4000K / 6500K	Recessed
CIL-RPL-RM-01-12	12	1200	3000K / 4000K / 6500K	Recessed
CIL-RPL-RM-01-18	18	1800	3000K / 4000K / 6500K	Recessed
CIL-RPL-RM-01-24	24	2400	3000K / 4000K / 6500K	Recessed
CIL-SPL-RM-01-6	6	600	3000K / 4000K / 6500K	Recessed
CIL-SPL-RM-01-12	12	1200	3000K / 4000K / 6500K	Recessed
CIL-SPL-RM-01-18	18	1800	3000K / 4000K / 6500K	Recessed
CIL-SPL-RM-01-24	24	2400	3000K / 4000K / 6500K	Recessed





LED PANEL LIGHT - SURFACE

CIL-RPL-SM-01 / CIL-SPL-SM-01

FEATURES

- Aluminium / Polycarbonate Housing Options.
- Slim Aesthetic Model.
- Dali Compatible Driver Option.
- Emergency Battery Backup Option.
- Dimming Control Option Available.



APPLICATION

LED Surface Mounted Panel Lights are a perfect fit for all Commercial & Residential applications like Offices, Hotels, Halls, Retail Stores Etc. as they offer a number of advantages over traditional lighting options Since they are Energy Efficient, Long Lasting, Low Maintenance & Provide Uniform Light Distribution.

Product Warranty

- 2 Years
- Extendable upto 5 Years

Technical Specifications				
Model No.	Wattage	Lumens	Color Temperature	Mounting
CIL-RPL-SM-01-6	6	600	3000K / 4000K / 6500K	Surface
CIL-RPL-SM-01-12	12	1200	3000K / 4000K / 6500K	Surface
CIL-RPL-SM-01-18	18	1800	3000K / 4000K / 6500K	Surface
CIL-RPL-SM-01-24	24	2400	3000K / 4000K / 6500K	Surface
CIL-SPL-SM-01-6	6	600	3000K / 4000K / 6500K	Surface
CIL-SPL-SM-01-12	12	1200	3000K / 4000K / 6500K	Surface
CIL-SPL-SM-01-18	18	1800	3000K / 4000K / 6500K	Surface
CIL-SPL-SM-01-24	24	2400	3000K / 4000K / 6500K	Surface





LED 1X4 PANEL

CIL-PL-1X4-RM-01 / CIL-PL-1X4-SM-01

FEATURES

- Aluminium / Polycarbonate Housing Options.
- Slim Aesthetic Model.
- Dali Compatible Driver Option.
- Emergency Battery Backup Option.
- Anti-Glare Acrylic Diffuser.
- Dimming Control Option Available.



APPLICATION

LED 1x4 panels are really versatile as they can be used to provide general lighting in offices, Retail Stores, Schools, Warehouses, Residential Homes Etc.

If you are looking for a versatile, energy-efficient, and long-lasting lighting solution, LED 2x2 panels are a great option.

Product Warranty

- 2 Years
- Extendable upto 5 Years

Technical Specifications

Model No.	Wattage	Lumens	Color Temperature	Mounting
CIL-PL-1X4-RM-01-36	36	3600	3000K / 4000K / 6500K	Recessed
CIL-PL-1X4-RM-01-40	40	4000	3000K / 4000K / 6500K	Recessed
CIL-PL-1X4-RM-01-50	50	5000	3000K / 4000K / 6500K	Recessed
CIL-PL-1X4-SM-01-36	36	3600	3000K / 4000K / 6500K	Surface
CIL-PL-1X4-SM-01-40	40	4000	3000K / 4000K / 6500K	Surface
CIL-PL-1X4-SM-01-50	50	5000	3000K / 4000K / 6500K	Surface





LED T5 BATTEN LIGHT

CIL-BL-T5-01

FEATURES

- Aluminium / Polycarbonate Housing Options.
- Aesthetic Design.
- Dali Compatible Driver Option.
- Low Glare Illumination.



APPLICATION

Our batten lights are available in a variety of wattages and sizes, making them suitable for a wide range of applications. They are commonly used in commercial and industrial settings, but they can also be Ideal for homes and other residential spaces as they provide Higher Lighting Efficiency with Low Maintenance Costs.

Product Warranty

- 2 Years
- Extendable upto 5 Years

Technical Specifications				
Model No.	Wattage	Lumens	Color Temperature	Length
CIL-BL-T5-01-5	5	500	3000K / 4000K / 6500K	1 Foot
CIL-BL-T5-01-10	10	1000	3000K / 4000K / 6500K	2 Feet
CIL-BL-T5-01-20	20	2000	3000K / 4000K / 6500K	2 Feet
CIL-BL-T5-01-24	24	2400	3000K / 4000K / 6500K	4 Feet
CIL-BL-T5-01-36	36	3600	3000K / 4000K / 6500K	4 Feet





LED T8 BATTEN LIGHT

CIL-TL-T8-01

FEATURES

- Aluminium / Polycarbonate Housing Options.
- Aesthetic Retrofit Design.
- Dali Compatible Driver Option.
- Low Glare Illumination.



APPLICATION

Our Tube lights are available in a variety of wattages and sizes, making them suitable for a wide range of applications. They are commonly used in commercial and industrial settings, but they can also be Ideal for homes and other residential spaces as they provide Higher Lighting Efficiency with Low Maintenance Costs.

Product Warranty

- 2 Years
- Extendable upto 5 Years

Technical Specifications

Model No.	Wattage	Lumens	Color Temperature	Length
CIL-TL-T8-01-10	10	1000	3000K / 4000K / 6500K	2 Feet
CIL-TL-T8-01-20	20	2000	3000K / 4000K / 6500K	2 Feet
CIL-TL-T8-01-28	28	2800	3000K / 4000K / 6500K	4 Feet
CIL-TL-T8-01-36	36	3600	3000K / 4000K / 6500K	4 Feet





LED ARCUS DOWNLIGHT

CIL-DL-AR-01

FEATURES

- Aluminium / Polycarbonate Housing Options.
- Aesthetic Design with multiple color options.
- Dali Compatible Driver Option.
- Low Glare Illumination.
- Dimming & Tuning Control Option.



APPLICATION

Arcus Cob Downlight is Ideal for a wide range of applications like Hotels, Offices, Malls, Retail Stores, Corridors, Hallways Etc. as they have Uniform Light Distribution with Minimum Glare along with superb Energy-Efficiency.

Product Warranty

- 2 Years
- Extendable upto 5 Years

Technical Specifications				
Model No.	Wattage	Lumens	Color Temperature	Mounting
CIL-DL-AR-01-3	3	300	3000K / 4000K / 6500K	Recessed
CIL-DL-AR-01-6	6	600	3000K / 4000K / 6500K	Recessed
CIL-DL-AR-01-12	12	1200	3000K / 4000K / 6500K	Recessed
CIL-DL-AR-01-15	15	1500	3000K / 4000K / 6500K	Recessed
CIL-DL-AR-01-18	18	1800	3000K / 4000K / 6500K	Recessed
CIL-DL-AR-01-24	24	2400	3000K / 4000K / 6500K	Recessed





LED ECO DOWNLIGHT

CIL-DL-EC-01

FEATURES

- Aluminium / Polycarbonate Housing Options.
- Aesthetic Design.
- Dali Compatible Driver Option.
- Low Glare Illumination.
- Dimming & Tuning Control Option.



APPLICATION

Eco Downlight is part of our Economical Range of Downlights Ideal for a wide range of applications like Hotels, Offices, Malls, Retail Stores, Corridors, Hallways Etc. as they have Uniform Light Distribution with Minimum Glare along with superb Energy-Efficiency.

Product Warranty

- 2 Years
- Extendable upto 5 Years

Technical Specifications				
Model No.	Wattage	Lumens	Color Temperature	Mounting
CIL-DL-EC-01-3	3	300	3000K / 4000K / 6500K	Recessed
CIL-DL-EC-01-6	6	600	3000K / 4000K / 6500K	Recessed
CIL-DL-EC-01-12	12	1200	3000K / 4000K / 6500K	Recessed
CIL-DL-EC-01-18	18	1800	3000K / 4000K / 6500K	Recessed
CIL-DL-EC-01-25	25	2400	3000K / 4000K / 6500K	Recessed
CIL-DL-EC-01-30	30	3000	3000K / 4000K / 6500K	Recessed





LED COB DOWNLIGHT

CIL-DL-01

FEATURES

- Aluminium / Polycarbonate Housing Options.
- Aesthetic Design.
- Dali Compatible Driver Option.
- Low Glare Illumination.
- Dimming & Tuning Control Option.



APPLICATION

COB Downlight is part of our Economical Range of Downlights Ideal for a wide range of applications like Hotels, Offices, Malls, Retail Stores, Corridors, Hallways Etc. as they have Uniform Light Distribution with Minimum Glare along with superb Energy-Efficiency.

Product Warranty

- 2 Years
- Extendable upto 5 Years

Technical Specifications				
Model No.	Wattage	Lumens	Color Temperature	Mounting
CIL-DL-01-3	3	300	3000K / 4000K / 6500K	Recessed
CIL-DL-01-6	6	600	3000K / 4000K / 6500K	Recessed
CIL-DL-01-12	12	1200	3000K / 4000K / 6500K	Recessed
CIL-DL-01-18	18	1800	3000K / 4000K / 6500K	Recessed
CIL-DL-01-25	25	2400	3000K / 4000K / 6500K	Recessed
CIL-DL-01-30	30	3000	3000K / 4000K / 6500K	Recessed
CIL-DL-01-40	40	4000	3000K / 4000K / 6500K	Recessed





LED TRACK LIGHT

CIL-TRL-01

FEATURES

- Aluminium Housing.
- Aesthetic Design.
- Dali Compatible Driver Option.
- Low Glare Illumination.
- Movable Along a Track.
- Dimming Control Option Available.



APPLICATION

Our track lights are a versatile and energy-efficient option for all commercial & architectural application. They're majorly used in Showrooms, Retail Stores & Similar Spaces, as they can be directed to focus light where you need it, and they come in a variety of styles to match your décor.

Product Warranty

- 2 Years
- Extendable upto 5 Years

Technical Specifications

Model No.	Wattage	Lumens	Color Temperature	Mounting
CIL-TRL-01-10	10	1000	3000K / 4000K / 6500K	Surface
CIL-TRL-01-20	20	2000	3000K / 4000K / 6500K	Surface
CIL-TRL-01-30	30	3000	3000K / 4000K / 6500K	Surface





LED CYLINE SPOT LIGHT

CIL-SL-CL-01

FEATURES

- Aluminium Housing.
- Aesthetic Design.
- Dali Compatible Driver Option.
- Low Glare & Focused Illumination.
- Cylindrical Design.
- Dimming Control Option Available.



APPLICATION

Our Spot lights are a versatile and energy-efficient option for all commercial & architectural application. These Surface Mounted Fixtures can be used in all types of Retail Stores, Cafeterias, Hotels, Offices, Malls, Restaurants Etc. due to their aesthetic design & lighting distribution.

Product Warranty

- 2 Years
- Extendable upto 5 Years

Technical Specifications

Model No.	Wattage	Lumens	Color Temperature	Mounting
CIL-SL-CL-01-6	6	600	3000K / 4000K / 6500K	Surface
CIL-SL-CL-01-12	12	1200	3000K / 4000K / 6500K	Surface
CIL-SL-CL-01-20	20	2000	3000K / 4000K / 6500K	Surface
CIL-SL-CL-01-30	30	3000	3000K / 4000K / 6500K	Surface





LED DEEP CUT DOWNLIGHT

CIL-DL-DC-R-01 / CIL-DL-DC-S-01

FEATURES

- Aluminium & Polycarbonate Housing Options.
- Aesthetic Design.
- Dali Compatible Driver Option.
- Acrylic Diffuser for Anti-Glare Illumination.
- Dimming Control Option Available.



APPLICATION

Our Deep Cut Downlights are a great Economical option for all commercial & residential application. These recessed Mounted Fixtures can be used in all types of offices, Hotels, Cafeterias, Homes Etc. It has a low glare & uniform lighting distribution.

Product Warranty

- 2 Years
- Extendable upto 5 Years

Technical Specifications

Model No.	Wattage	Lumens	Color Temperature	Mounting
CIL-DL-DC-01-6	6	600	3000K / 4000K / 6500K	Recessed
CIL-DL-DC-01-12	12	1200	3000K / 4000K / 6500K	Recessed
CIL-DL-DC-01-18	18	1800	3000K / 4000K / 6500K	Recessed
CIL-DL-DC-01-24	24	2400	3000K / 4000K / 6500K	Recessed





LED ECO SMD DOWNLIGHT

CIL-DL-SMD-01

FEATURES

- Polycarbonate Housing Options.
- Aesthetic Design.
- Dali Compatible Driver Option.
- Anti-Glare Acrylic Diffuser.
- Emergency Battery Backup Available.
- Dimming Control Option Available.



APPLICATION

Our Spot lights are a versatile and energy-efficient option for all commercial & architectural application. These Surface Mounted Fixtures can be used in all types of Retail Stores, Cafeterias, Hotels, Offices, Malls, Restaurants Etc. due to their aesthetic design & lighting distribution.

Product Warranty

- 2 Years
- Extendable upto 5 Years

Technical Specifications

Model No.	Wattage	Lumens	Color Temperature	Mounting
CIL-DL-SMD-01-6	6	600	3000K / 4000K / 6500K	Recessed
CIL-DL-SMD-01-12	12	1200	3000K / 4000K / 6500K	Recessed
CIL-DL-SMD-01-18	18	1800	3000K / 4000K / 6500K	Recessed
CIL-DL-SMD-01-25	25	2500	3000K / 4000K / 6500K	Recessed
CIL-DL-SMD-01-30	30	3000	3000K / 4000K / 6500K	Recessed





LED ZOOM DOWNLIGHT

CIL-DL-ZM-01

FEATURES

- Aluminium Housing.
- Aesthetic Design.
- Dali Compatible Driver Option.
- Low Glare & Focused Illumination.
- Cylindrical Design.



APPLICATION

Our Zoom Downlight is our Prime Tiltable / Rotatable Light fitting which comes in various color options. These Recessed Mounted Fixtures can be used in all types of Retail Stores, Cafeterias, Hotels, Offices, Malls, Restaurants Etc. as their illumination area can be changed as per the preference.

Product Warranty

- 2 Years
- Extendable upto 5 Years

Technical Specifications

Model No.	Wattage	Lumens	Color Temperature	Mounting
CIL-DL-ZM-01-12	12	1200	3000K / 4000K / 6500K	Recessed
CIL-DL-ZM-01-20	20	2000	3000K / 4000K / 6500K	Recessed
CIL-DL-ZM-01-30	30	3000	3000K / 4000K / 6500K	Recessed
CIL-DL-ZM-01-40	40	4000	3000K / 4000K / 6500K	Recessed





LED AQUA DOWNLIGHT

CIL-DL-AQ-01

FEATURES

- Aluminium Housing.
- Aesthetic Design.
- Dali Compatible Driver Option.
- Low Glare Illumination.
- Water Resistant.



APPLICATION

Our Aqua Downlights are a versatile and energy-efficient option for all commercial & architectural application. Aqua is Water Resistant so it can be used in various types of Applications such as Bathrooms, Hotels, Fountain Areas, Water Parks, Locker Rooms, Retail Stores, Cafeterias, Hotels, Offices, Malls, Restaurants Etc.


Product Warranty

- 2 Years
- Extendable upto 5 Years

Technical Specifications

Model No.	Wattage	Lumens	Color Temperature	Mounting
CIL-DL-AQ-01-6	6	600	3000K / 4000K / 6500K	Recessed
CIL-DL-AQ-01-12	12	1200	3000K / 4000K / 6500K	Recessed
CIL-DL-AQ-01-18	18	1800	3000K / 4000K / 6500K	Recessed
CIL-DL-AQ-01-22	22	2200	3000K / 4000K / 6500K	Recessed





LED WALL WASHER LIGHT

CIL-WWL-01

FEATURES

- Aluminium Housing.
- Aesthetic Design.
- Dali Compatible Driver Option.
- Low Glare Illumination.
- Water Resistant.



APPLICATION

Our Wall washer lights are a used to create a uniform wash of light on a wall. It spread the light evenly over the wall, creating a smooth, even effect. Wall washer lights can be used in a variety of settings, including homes, businesses, and public spaces. They are often used to highlight architectural features, such as Fountains, Fireplaces, Murals, and Artwork. They can also be used to create a more dramatic or atmospheric effect in a room.

Product Warranty

- 2 Years
- Extendable upto 5 Years

Technical Specifications

Model No.	Wattage	Lumens	Color Temperature	Mounting
CIL-WWL-01-4	4	400	3000K / 4000K / 6500K	Surface
CIL-WWL-01-6	6	600	3000K / 4000K / 6500K	Surface
CIL-WWL-01-8	8	800	3000K / 4000K / 6500K	Surface
CIL-WWL-01-10	10	1000	3000K / 4000K / 6500K	Surface
CIL-WWL-01-18	18	1800	3000K / 4000K / 6500K	Surface
CIL-WWL-01-24	24	2400	3000K / 4000K / 6500K	Surface





LED EXIT LIGHTS

CIL-EL-01

FEATURES

- Polycarbonate / Molded ABS Housing
- Aesthetic Design.
- Emergency Battery Backup upto 180 Minutes.
- EMC Standard : IEC 61547 / EN 55015
- Safety Standard : IEC 60598
- Emergency Standard : IEC 60598-2-22:2021 / EN1838 / CIE S 020 (2007)

APPLICATION

Our exit lights are used to guide people to safety in the event of a power failure or just general exit indication. They can be mounted on walls or ceilings and are essential for most public buildings, such as schools, Theatres, Auditoriums, hospitals, and businesses. They come in both Maintained & Non-Maintained options.

Product Warranty

- 2 Years
- Extendable upto 5 Years

Technical Specifications

Model No.	Wattage	Average Luminance	Battery Backup	IP Rating
CIL-EL-01-3	3	> 500 cd/m ²	180 Minutes	IP20 / IP65
CIL-EL-01-4	4	> 500 cd/m ²	180 Minutes	IP20 / IP65
CIL-EL-01-6	6	> 500 cd/m ²	180 Minutes	IP20 / IP65





LED CLEANROOM LIGHTS

CIL-CRL-01

FEATURES

- Aluminium Housing / Polycarbonate Housing.
- Stainless Steel Frame and MS Frame Options.
- Bottom Open / Top Open Options.
- Ingress Protection IP20 / IP54 / IP65.
- Durable & High Quality Fixture.
- Suitable for Class 10,000 & Class 1,00,000 Applications.
- Emergency Battery Backup Available.



APPLICATION

Our Cleanroom Lights are Specially Designed for Applications like Sterilization Rooms Biochemical Industries, Pharmaceutical Industries, Operation Theatres, Chemical Industries, Food & Beverage Industries Etc.

Product Warranty

- 2 Years
- Extendable upto 5 Years

Technical Specifications				
Model No.	Wattage	Lumens	Color Temperature	Mounting
CIL-CRL-01-25	25	2500	1700K-6500K	Recessed
CIL-CRL-01-30	30	3000	1700K-6500K	Recessed
CIL-CRL-01-35	35	3500	1700K-6500K	Recessed
CIL-CRL-01-40	40	4000	1700K-6500K	Recessed
CIL-CRL-01-50	50	5000	1700K-6500K	Recessed
CIL-CRL-01-60	60	6000	1700K-6500K	Recessed
CIL-CRL-01-80	80	8000	1700K-6500K	Recessed





LED STRIP LIGHTS

CIL-STRL-01

FEATURES

- RGB Option Available.
- Customized Lengths.
- Aesthetic & Long-Lasting.
- High Strip Quality.



APPLICATION

Our Strip Lights can be used for a variety of applications, including under cabinet lighting, accent lighting, mood lighting Etc. They are easy to Install as they can be cut to length and mounted with adhesive backing as per the Need. Majorly Suitable for all Indoor & Decorative Applications in Offices, Hotels, Cafes, Gaming Zones, Arcades, Amusement Parks, Theme Parks & Homes.


Product Warranty

- 2 Years
- Extendable upto 5 Years

Technical Specifications

Model No.	Wattage	Lumens	Color Temperature	Mounting
CIL-STRL-01-6	6W / Mtr	540	3000K / 4000K / 6500K	Surface
CIL-STRL-01-12	12W / Mtr	1080	3000K / 4000K / 6500K	Surface
CIL-STRL-01-18	18W / Mtr	1620	3000K / 4000K / 6500K	Surface





OUTDOOR LIGHTING

WE OFFER A WIDE RANGE OF OUTDOOR LIGHTING
FOR ALL AREA, STREET & STADIUM APPLICATION.



LED HELIX STREET LIGHT

COL-SL-HX-01

FEATURES

- High Pressure Die Cast Aluminium Housing.
- All Weather Application.
- Motion Sensor & Day/Night Sensor Options.
- Impact Resistant Toughened Glass.



APPLICATION

Helix is one of our most Popular street light due to It's Value for money. It is Cost-efficient while having great features. It is ideal for all types of Roads, Highways, Parking Areas, Airports, Stations Etc. It is a Highly Durable, Cost Efficient & Environment Friendly Light fitting.

Product Warranty

- 2 Years
- Extendable upto 5 Years

Technical Specifications

Model No.	Wattage	Lumens	Color Temperature	Mounting
COL-SL-HX-01-50	50	5000	3000K / 4000K / 6000K	Pole Mounted
COL-SL-HX-01-100	100	10000	3000K / 4000K / 6000K	Pole Mounted
COL-SL-HX-01-120	120	12000	3000K / 4000K / 6000K	Pole Mounted
COL-SL-HX-01-150	150	15000	3000K / 4000K / 6000K	Pole Mounted





COBRA STREET LIGHT

COL-SL-COB-01

FEATURES

- High Pressure Die Cast Aluminium Housing.
- All Weather Application.
- Motion Sensor & Day/Night Sensor Options.
- COB LEDs as Light Source.



APPLICATION

Our Cobra Street Light has a unique design with COB LEDs as its light source. It is ideal for all types of Roads, Highways, Parking Areas, Airports, Stations Etc. It is an Aesthetic, Cost Efficient & Environment Friendly Light fitting

Product Warranty

- 2 Years
- Extendable upto 5 Years

Technical Specifications

Model No.	Wattage	Lumens	Color Temperature	Mounting
COL-SL-COB-01-30	30	3000	3000K / 4000K / 6000K	Pole Mounted
COL-SL-COB-01-50	50	5000	3000K / 4000K / 6000K	Pole Mounted
COL-SL-COB-01-100	100	10000	3000K / 4000K / 6000K	Pole Mounted
COL-SL-COB-01-150	150	15000	3000K / 4000K / 6000K	Pole Mounted
COL-SL-COB-01-200	200	20000	3000K / 4000K / 6000K	Pole Mounted





LED FUTURA STREET LIGHT

COL-SL-FT-01

FEATURES

- High Pressure Die Cast Aluminium Housing.
- All Weather Application.
- Motion Sensor & Day/Night Sensor Options.
- Impact Resistant Glass.



APPLICATION

Futura Street light is one of our Prime Models which comes with IP Grade PC Cover for Increased Durability for Outdoor Application. It is ideal for all types of Roads, Highways, Parking Areas, Airports, Stations Etc. It is a Highly Durable, Cost Efficient & Environment Friendly Light fitting.

Product Warranty

- 2 Years
- Extendable upto 5 Years

Technical Specifications				
Model No.	Wattage	Lumens	Color Temperature	Mounting
COL-SL-FT-01-45	45	5400	3000K / 4000K / 6000K	Pole Mounted
COL-SL-FT-01-50	50	6000	3000K / 4000K / 6000K	Pole Mounted
COL-SL-FT-01-60	60	7200	3000K / 4000K / 6000K	Pole Mounted
COL-SL-FT-01-70	70	8400	3000K / 4000K / 6000K	Pole Mounted





LED FUTURA MAXI STREET LIGHT

COL-SL-FTM-01

FEATURES

- High Pressure Die Cast Aluminium Housing.
- All Weather Application.
- Motion Sensor & Day/Night Sensor Options.
- Impact Resistant Toughened Glass.



APPLICATION

Our Futura Maxi Street Light is ideal for all types of Roads, Highways, Parking Areas, Airports, Stations Etc. It is suitable for high wattage application with it's Robust Housing, High Durability, Efficiency & Environment Friendly Lighting.

Product Warranty

- 2 Years
- Extendable upto 5 Years

Technical Specifications

Model No.	Wattage	Lumens	Color Temperature	Mounting
COL-SL-FTM-01-120	120	12000	3000K / 4000K / 6000K	Pole Mounted
COL-SL-FTM-01-140	140	14000	3000K / 4000K / 6000K	Pole Mounted
COL-SL-FTM-01-150	150	15000	3000K / 4000K / 6000K	Pole Mounted
COL-SL-FTM-01-175	175	17500	3000K / 4000K / 6000K	Pole Mounted
COL-SL-FTM-01-200	200	20000	3000K / 4000K / 6000K	Pole Mounted





Product Design Registered

LED JUPITER STREET LIGHT

COL-SL-JP-01

FEATURES

- High Pressure Die Cast Aluminium Housing.
- All Weather Application.
- Motion Sensor & Day/Night Sensor Options.
- Impact Resistance Toughened Glass.



APPLICATION

Jupiter is one of our most aesthetic design which comes with Tilt Adjustable Mounting Bracket. Jupiter is ideal for all types of Roads, Highways, Parking Areas, Airports, Stations Etc. It is a Highly Durable, Cost Efficient & Environment Friendly Light fitting.

Product Warranty

- 2 Years
- Extendable upto 5 Years

Technical Specifications

Model No.	Wattage	Lumens	Color Temperature	Mounting
COL-SL-JP-01-60	60	7200	3000K / 4000K / 6000K	Pole Mounted
COL-SL-JP-01-72	72	8640	3000K / 4000K / 6000K	Pole Mounted
COL-SL-JP-01-80	80	9600	3000K / 4000K / 6000K	Pole Mounted
COL-SL-JP-01-100	100	12000	3000K / 4000K / 6000K	Pole Mounted
COL-SL-JP-01-120	120	14400	3000K / 4000K / 6000K	Pole Mounted





LED NEBULA STREET LIGHT

COL-SL-JP-01

FEATURES

- High Pressure Die Cast Aluminium Housing.
- All Weather Application.
- Motion Sensor & Day/Night Sensor Options.
- Capsule Type Aesthetic Model.



APPLICATION

Nebula is a great Economical option with an aesthetic design which comes for all Outdoor Applications. Jupiter is ideal for all types of Roads, Highways, Parking Areas, Airports, Stations Etc. It is an Aesthetic, Cost Efficient & Environment Friendly Light fitting.

Product Warranty

- 2 Years
- Extendable upto 5 Years

Technical Specifications				
Model No.	Wattage	Lumens	Color Temperature	Mounting
COL-SL-NB-01-20	20	2000	3000K / 4000K / 6000K	Pole Mounted
COL-SL-NB-01-30	30	3000	3000K / 4000K / 6000K	Pole Mounted
COL-SL-NB-01-45	45	4500	3000K / 4000K / 6000K	Pole Mounted
COL-SL-NB-01-60	60	6000	3000K / 4000K / 6000K	Pole Mounted
COL-SL-NB-01-100	100	10000	3000K / 4000K / 6000K	Pole Mounted
COL-SL-NB-01-150	150	15000	3000K / 4000K / 6000K	Pole Mounted





LED FLOOD LIGHT - DOWN CHOKE

COL-FL-DC-01

FEATURES

- High Pressure Die Cast Aluminium Housing.
- All Weather Application.
- Motion Sensor & Day/Night Sensor Options.
- Capsule Type Aesthetic Model.



APPLICATION

Our Down Choke Flood Light is an excellent Economical Solution for all outdoor & area application. It is Ideal for Low Mast, High Mast & Lighting Pole Application for Sports Grounds, Stadiums, Parks Etc. It can also be used for Road or Yard Lighting.

Product Warranty

- 2 Years
- Extendable upto 5 Years

Technical Specifications

Model No.	Wattage	Lumens	Color Temperature	Mounting
COL-FL-DC-01-50	50	5000	3000K / 4000K / 6000K	Pole / High Mast / Wall Mounted
COL-FL-DC-01-100	100	10000	3000K / 4000K / 6000K	Pole / High Mast / Wall Mounted
COL-FL-DC-01-120	120	12000	3000K / 4000K / 6000K	Pole / High Mast / Wall Mounted
COL-FL-DC-01-150	150	15000	3000K / 4000K / 6000K	Pole / High Mast / Wall Mounted
COL-FL-DC-01-200	200	20000	3000K / 4000K / 6000K	Pole / High Mast / Wall Mounted
COL-FL-DC-01-250	250	25000	3000K / 4000K / 6000K	Pole / High Mast / Wall Mounted





LED FLOOD LIGHT - BACK CHOKE

COL-FL-BC-01

FEATURES

- High Pressure Die Cast Aluminium Housing.
- All Weather Application.
- Motion Sensor & Day/Night Sensor Options.
- High Power LEDs.



APPLICATION

Our Back Choke Flood Light is a great & durable solution for all your outdoor & area application. It is better suited for High Mast Application for Sports Grounds, Stadiums, Parks Etc. It can also be used for Road or Yard Lighting.

Product Warranty

- 2 Years
- Extendable upto 5 Years

Technical Specifications

Model No.	Wattage	Lumens	Color Temperature	Mounting
COL-FL-BC-01-50	50	5000	3000K / 4000K / 6000K	Pole / High Mast / Wall Mounted
COL-FL-BC-01-100	100	10000	3000K / 4000K / 6000K	Pole / High Mast / Wall Mounted
COL-FL-BC-01-150	150	15000	3000K / 4000K / 6000K	Pole / High Mast / Wall Mounted
COL-FL-BC-01-200	200	20000	3000K / 4000K / 6000K	Pole / High Mast / Wall Mounted
COL-FL-BC-01-300	300	30000	3000K / 4000K / 6000K	Pole / High Mast / Wall Mounted





LED BEAMER FLOOD LIGHT

COL-BFL-01

FEATURES

- High Pressure Die Cast Aluminium Housing.
- All Weather Application.
- Motion Sensor & Day/Night Sensor Options.
- Robust Housing & High Luminosity.



APPLICATION

Our Beamer Flood lights are Ideal for High Masts, Sports Ground, Stadium and similar Area applications where illumination is required in a large or open area. Our Beamer Flood lights are Durable, Long Lasting & Power-Efficient.

Product Warranty

- 2 Years
- Extendable upto 5 Years

Technical Specifications

Model No.	Wattage	Lumens	Color Temperature	Mounting
COL-BFL-01-100	50	6000	3000K / 4000K / 6000K	Pole / High Mast / Wall Mounted
COL-BFL-01-120	100	12000	3000K / 4000K / 6000K	Pole / High Mast / Wall Mounted
COL-BFL-01-150	150	18000	3000K / 4000K / 6000K	Pole / High Mast / Wall Mounted
COL-BFL-01-200	200	24000	3000K / 4000K / 6000K	Pole / High Mast / Wall Mounted
COL-BFL-01-300	300	36000	3000K / 4000K / 6000K	Pole / High Mast / Wall Mounted
COL-BFL-01-400	400	48000	3000K / 4000K / 6000K	Pole / High Mast / Wall Mounted
COL-BFL-01-500	500	60000	3000K / 4000K / 6000K	Pole / High Mast / Wall Mounted





LED FLOOD LIGHT - AMAZE

COL-FL-AZ-01

FEATURES

- High Pressure Die Cast Aluminium Housing.
- All Weather Application.
- Motion Sensor & Day/Night Sensor Options.
- Hardened Glass Cover.



APPLICATION

Our Amaze Flood Light is a great option for your Outdoor and Area application as it is economic while having a great model & features. It is ideal for High mast Lighting, Low Mast Lighting, Lighting Poles, Wall Mounted Area Illumination Etc.

Product Warranty

- 2 Years
- Extendable upto 5 Years

Technical Specifications

Model No.	Wattage	Lumens	Color Temperature	Mounting
COL-FL-AZ-01-50	50	5000	3000K / 4000K / 6000K	Pole / High Mast / Wall Mounted
COL-FL-AZ-01-100	100	10000	3000K / 4000K / 6000K	Pole / High Mast / Wall Mounted
COL-FL-AZ-01-120	120	12000	3000K / 4000K / 6000K	Pole / High Mast / Wall Mounted
COL-FL-AZ-01-150	150	15000	3000K / 4000K / 6000K	Pole / High Mast / Wall Mounted
COL-FL-AZ-01-200	200	20000	3000K / 4000K / 6000K	Pole / High Mast / Wall Mounted
COL-FL-AZ-01-250	250	25000	3000K / 4000K / 6000K	Pole / High Mast / Wall Mounted





LED BULKHEAD LIGHT

COL-BHL-01

FEATURES

- Polycarbonate Housing.
- All Weather Application.
- Aesthetic Design.
- Highly Luminous.



APPLICATION

Our Bulk Head Lights are ideal for Outdoor & Landscape Applications. They can be used in a variety of areas like Backyards, Gardens, Parking Areas, Hotels, Restaurants, Homes, Offices Etc. It is a Great Value-for-Money Lighting fixture as it has all the great qualities of a lighting fixture while being Economical.

Product Warranty

- 2 Years
- Extendable upto 5 Years

Technical Specifications				
Model No.	Wattage	Lumens	Color Temperature	Mounting
COL-BHL-01-10	10	1000	3000K / 4000K / 6000K	Wall Mounted
COL-BHL-01-20	20	2000	3000K / 4000K / 6000K	Wall Mounted
COL-BHL-01-30	30	3000	3000K / 4000K / 6000K	Wall Mounted





INDUSTRIAL LIGHTING

WE OFFER A WIDE RANGE OF INDUSTRIAL LIGHTING FOR
ALL FACTORY, WAREHOUSE & SIMILAR APPLICATION.



LED DOME HIGH BAY LIGHT

CINL-HBL-DM-01

FEATURES

- High Pressure Die Cast Aluminium Housing.
- All Weather Application.
- Surface & Suspended Mounting options.
- Robust Housing & High Luminosity.
- Motion Sensor.



APPLICATION

Our Dome type High bay lights are the Ideal industrial lighting as it is designed to illuminate large spaces with high ceilings. They can be used in warehouses, factories, and other industrial settings. They can also be customized to meet the specific needs of any application.

Product Warranty

- 2 Years
- Extendable upto 5 Years

Technical Specifications				
Model No.	Wattage	Lumens	Color Temperature	Mounting
CINL-HBL-DM-01-50	50	5000	3000K / 4000K / 6000K	Surface / Suspended
CINL-HBL-DM-01-100	100	10000	3000K / 4000K / 6000K	Surface / Suspended
CINL-HBL-DM-01-150	150	15000	3000K / 4000K / 6000K	Surface / Suspended
CINL-HBL-DM-01-200	200	20000	3000K / 4000K / 6000K	Surface / Suspended





LED HIGH BAY LIGHT

CINL-HBL-UF-01

FEATURES

- High Pressure Die Cast Aluminium Housing.
- All Weather Application.
- Motion Sensor & Day/Night Sensor Options.
- Robust Housing & High Luminosity.



APPLICATION

This is a Great Economical Option for all types of Industrial & various Outdoor Application. It is most commonly used in Factories, Warehouses, Mines & Similar Industrial Locations.

Product Warranty

- 2 Years
- Extendable upto 5 Years

Technical Specifications				
Model No.	Wattage	Lumens	Color Temperature	Mounting
CINL-HBL-UF-01-60	60	6000	3000K / 4000K / 6000K	Surface / Suspended
CINL-HBL-UF-01-100	100	10000	3000K / 4000K / 6000K	Surface / Suspended
CINL-HBL-UF-01-120	120	12000	3000K / 4000K / 6000K	Surface / Suspended
CINL-HBL-UF-01-150	150	15000	3000K / 4000K / 6000K	Surface / Suspended
CINL-HBL-UF-01-200	200	20000	3000K / 4000K / 6000K	Surface / Suspended





LED UFO HIGH BAY LIGHT

CINL-HBL-UF-02

FEATURES

- High Pressure Die Cast Aluminium Housing.
- All Weather Application.
- Motion Sensor & Day/Night Sensor Options.
- Robust Housing & High Luminosity.



APPLICATION

Our UFO High Bay Light is the Best Solution for all Industrial Application as it has an Aesthetic Design paired with great Lighting Distribution which gives it an edge for High Ceiling Applications in Factories, Warehouses & Similar Settings. It has a great design & features for any Industrial & Outdoor Application.

Product Warranty

- 2 Years
- Extendable upto 5 Years

Technical Specifications				
Model No.	Wattage	Lumens	Color Temperature	Mounting
CINL-HBL-UF-02-80	80	8000	3000K / 4000K / 6000K	Surface / Suspended
CINL-HBL-UF-02-100	100	10000	3000K / 4000K / 6000K	Surface / Suspended
CINL-HBL-UF-02-120	120	12000	3000K / 4000K / 6000K	Surface / Suspended
CINL-HBL-UF-02-150	150	15000	3000K / 4000K / 6000K	Surface / Suspended
CINL-HBL-UF-02-200	200	20000	3000K / 4000K / 6000K	Surface / Suspended





LED INDUSTRIAL TUBE LIGHTS

CINL-ITL-01

FEATURES

- High Pressure Die Cast Aluminium Housing.
- All Weather Application.
- Motion Sensor & Day/Night Sensor Options.
- Robust Housing & High Luminosity.



APPLICATION

Our Industrial Tube Lights are a great economical solution for all Industrial & Outdoor application like Factories, Mines, Gas Industries, Parking lots, Stations Etc. It has protective cover which gives it IP65 Protection & makes it durable for harsh conditions making it suitable for Industrial & Outdoor Application.

Product Warranty

- 2 Years
- Extendable upto 5 Years

Technical Specifications

Model No.	Wattage	Lumens	Color Temperature	Length
CINL-TL-01-20	20	2000	3000K / 4000K / 6000K	2 Feet
CINL-TL-01-28	28	2800	3000K / 4000K / 6000K	2 Feet
CINL-TL-01-36	36	3600	3000K / 4000K / 6000K	4 Feet
CINL-TL-01-40	40	4000	3000K / 4000K / 6000K	4 Feet





LED WELL GLASS LIGHT

CINL-WGL-01

FEATURES

- High Pressure Die Cast Aluminium Housing.
- All Weather Application.
- Motion Sensor & Day/Night Sensor Options.
- Robust Housing & High Luminosity.
- Protective Glass Cover.



APPLICATION

Our Well Glass Light Fittings are Ideal for Various Industrial Application. it is used in Applications like Factories, Warehouses, Furnaces, Mines, Gas Industries, Plants Etc. It has a Robust Housing with great durability which makes it adequate for Industrial Areas.

Product Warranty

- 2 Years
- Extendable upto 5 Years

Technical Specifications				
Model No.	Wattage	Lumens	Color Temperature	Mounting
CINL-WGL-01-30	30	3000	3000K / 4000K / 6000K	Surface / Suspended
CINL-WGL-01-35	35	3500	3000K / 4000K / 6000K	Surface / Suspended
CINL-WGL-01-45	45	4500	3000K / 4000K / 6000K	Surface / Suspended
CINL-WGL-01-70	70	7000	3000K / 4000K / 6000K	Surface / Suspended
CINL-WGL-01-90	90	9000	3000K / 4000K / 6000K	Surface / Suspended





SOLAR LIGHTING

WE OFFER A WIDE RANGE OF SOLAR LIGHTING FOR ALL
OUTDOOR & SIMILAR APPLICATION.



ALL IN ONE SOLAR STREET LIGHT

CSL-SSL-AIO-01

FEATURES

- All in one Solar Street Lights which is a complete Integrated Solution.
- Inbuild Solar Panels & Batteries in the Lighting Fixture.
- Compact Housing with Maximum Efficiency.
- Motion Sensor Available.
- 2 Day Autonomy.



APPLICATION

Our Solar Street Lights are ideal for Road & Highway lighting. It is also suitable for Rural areas as it is self sufficient in terms of power. It is a great and cost-efficient option for all outdoor application.

Product Warranty

- 2 Years
- Extendable upto 5 Years

Technical Specifications

Model No.	Wattage	Lumens	Color Temperature	Battery	Solar Panel
CSL-SSL-AIO-01-15	15	1500	3000K / 4000K / 6000K	12.8V, 15AH	18V, 35W
CSL-SSL-AIO-01-25	25	2500	3000K / 4000K / 6000K	12.8V, 25AH	18V, 60W
CSL-SSL-AIO-01-30	30	3000	3000K / 4000K / 6000K	12.8V, 30AH	18V, 65W
CSL-SSL-AIO-01-40	40	4000	3000K / 4000K / 6000K	12.8V, 35AH	18V, 70W
CSL-SSL-AIO-01-50	50	5000	3000K / 4000K / 6000K	12.8V, 42AH	18V, 80W
CSL-SSL-AIO-01-60	60	6000	3000K / 4000K / 6000K	12.8V, 48AH	18V, 90W
CSL-SSL-AIO-01-70	70	7000	3000K / 4000K / 6000K	12.8V, 55AH	18V, 100W
CSL-SSL-AIO-01-80	80	8000	3000K / 4000K / 6000K	12.8V, 62AH	18V, 110W





SOLAR STREET LIGHT

CSL-SSL-TD-01

FEATURES

- Conventional Type Solar Street Light.
- Complete Solution Containing Solar Panel, Battery & Lighting Fixture.
- Autonomy for 2 days.
- Full Night Illumination.
- Motion Sensor Available.



APPLICATION

Our Solar Street Lights are ideal for Road & Highway lighting. It is also suitable for Rural areas as it is self sufficient in terms of power. It is a great and cost-efficient option for all outdoor application.

Product Warranty

- 2 Years
- Extendable upto 5 Years

Technical Specifications

Model No.	Wattage	Lumens	Color Temperature	Battery	Solar Panel
CSL-SSL-TD-01-10	10	1000	3000K / 4000K / 6000K	12V, 30AH	80Wp
CSL-SSL-TD-01-15	15	1500	3000K / 4000K / 6000K	12V, 30AH	150Wp
CSL-SSL-TD-01-24	24	2400	3000K / 4000K / 6000K	12V, 80AH	240Wp
CSL-SSL-TD-01-30	30	3000	3000K / 4000K / 6000K	12V, 100AH	280Wp
CSL-SSL-TD-01-60	60	6000	3000K / 4000K / 6000K	12V, 250AH	550Wp
CSL-SSL-TD-01-100	100	10000	3000K / 4000K / 6000K	12V, 400AH	900Wp





SEMI-INTEGRATED SOLAR LIGHT

CSL-SSL-SI-01

FEATURES

- Semi Integrated Street Light.
- Lighting Fixture with Integrated Battery + Solar Panel.
- Autonomy for 2 days.
- Full Night Illumination.
- Motion Sensor Available.



APPLICATION

Our Solar Street Lights are ideal for Road & Highway lighting. It is also suitable for Rural areas as it is self sufficient in terms of power. It is a great and cost-efficient option for all outdoor application.

Product Warranty

- 2 Years
- Extendable upto 5 Years

Technical Specifications

Model No.	Wattage	Lumens	Color Temperature	Battery	Solar Panel
CSL-SSL-SI-01-12	12	1200	3000K / 4000K / 6000K	12.8V, 12AH Li-Ion / Po4	40W
CSL-SSL-SI-01-15	15	1500	3000K / 4000K / 6000K	12.8V, 12AH Li-Ion / Po4	40W
CSL-SSL-SI-01-18	18	1800	3000K / 4000K / 6000K	12.8V, 12AH Li-Ion / Po4	40W
CSL-SSL-SI-01-24	24	2400	3000K / 4000K / 6000K	12.8V, 18AH Li-Ion / Po4	50W
CSL-SSL-SI-01-30	30	3000	3000K / 4000K / 6000K	12.8V, 18AH Li-Ion / Po4	60W





ALL IN ONE MINI STREET LIGHT

CSL-SSL-AIO-MN-01

FEATURES

- Mini Solar Street Light with Aesthetic Design.
- Inbuild Solar Panels & Batteries in the Lighting Fixture.
- Compact Housing with Maximum Efficiency.
- Motion Sensor Available.
- 2 Day Autonomy.



APPLICATION

Our Solar Street Lights are ideal for Road & Highway lighting. It is also suitable for Rural areas as it is self sufficient in terms of power. It is a great and cost-efficient option for all outdoor application.

Product Warranty

- 2 Years
- Extendable upto 5 Years

Technical Specifications					
Model No.	Wattage	Lumens	Color Temperature	Battery	Solar Panel
CSL-SSL-AIO-M-01-6	6	600	3000K / 4000K / 6000K	3.2V, 6AH	8W
CSL-SSL-AIO-M-01-12	12	1200	3000K / 4000K / 6000K	3.2V, 12AH	18W
CSL-SSL-AIO-M-01-18	18	1800	3000K / 4000K / 6000K	3.2V, 18AH	24W





FLAMEPROOF LIGHTING

WE OFFER A WIDE RANGE OF FLAMEPROOF &
WEATHERPROOF LIGHTING FOR ALL ZONE 1 & ZONE 2
HAZARDOUS APPLICATIONS..



FLAMEPROOF HIGH BAY LIGHT

CSL-SSL-SI-01

FEATURES

- Fire & Ignition proof.
- CIMFR, PESO & BIS Certified for Zone I & Zone II Application.
- Enclosure Standards as per IS/IEC 60079-1 : 2014.
- Highly reliable profession design with excellent heat management.



APPLICATION

Ideal for Zone I & Zone II Hazardous Applications such as Oil & Gas Industry, fertilizer Industry, Chemical Industry, Paint Industry, Pharma Industry, Steel Industry, Mines, Refineries & Petrochemicals Etc.

Product Warranty

- 2 Years
- Extendable upto 5 Years

Technical Specifications

Model No.	Wattage	Lumens	Color Temperature	IP Rating
CFLP-HBL-01-80	80	8000	3000K / 4000K / 6000K	IP66
CFLP-HBL-01-90	90	9000	3000K / 4000K / 6000K	IP66
CFLP-HBL-01-100	100	10000	3000K / 4000K / 6000K	IP66
CFLP-HBL-01-120	120	12000	3000K / 4000K / 6000K	IP66
CFLP-HBL-01-150	150	15000	3000K / 4000K / 6000K	IP66





FLAMEPROOF WELL GLASS LIGHT

CFLP-WGL-01

FEATURES

- Fire & Ignition proof.
- CIMFR, PESO & BIS Certified for Zone I & Zone II Application.
- Enclosure Standards as per IS/IEC 60079-1 : 2014.
- Highly reliable profession design with excellent heat management.



APPLICATION

Ideal for Zone I & Zone II Hazardous Applications such as Oil & Gas Industry, fertilizer Industry, Chemical Industry, Paint Industry, Pharma Industry, Steel Industry, Mines, Refineries & Petrochemicals Etc.

Product Warranty

- 2 Years
- Extendable upto 5 Years

Technical Specifications

Model No.	Wattage	Lumens	Color Temperature	IP Rating
CFLP-WGL-01-20	20	2000	3000K / 4000K / 6000K	IP66
CFLP-WGL-01-30	30	3000	3000K / 4000K / 6000K	IP66
CFLP-WGL-01-45	45	4500	3000K / 4000K / 6000K	IP66
CFLP-WGL-01-60	60	6000	3000K / 4000K / 6000K	IP66





FLAMEPROOF TUBE LIGHT

CFLP-TL-01

FEATURES

- Fire & Ignition proof.
- CIMFR, PESO & BIS Certified for Zone I & Zone II Application.
- Enclosure Standards as per IS/IEC 60079-1 : 2014.
- Highly reliable profession design with excellent heat management.
- Battery Backup Upto 180 Minutes.



APPLICATION

Ideal for Zone I & Zone II Hazardous Applications such as Oil & Gas Industry, fertilizer Industry, Chemical Industry, Paint Industry, Pharma Industry, Steel Industry, Mines, Refineries & Petrochemicals Etc.

Product Warranty

- 2 Years
- Extendable upto 5 Years

Technical Specifications				
Model No.	Wattage	Lumens	Color Temperature	IP Rating
CFLP-TL-01-20	20	2000	3000K / 4000K / 6000K	IP66
CFLP-TL-01-36	36	3600	3000K / 4000K / 6000K	IP66
CFLP-TL-01-40	40	4000	3000K / 4000K / 6000K	IP66
CFLP-TL-01-72	36 X 2	7200	3000K / 4000K / 6000K	IP66





ARCHITUCTURAL LIGHTING

WE OFFER A WIDE RANGE OF ARCHITECTURAL LIGHTING FOR ALL
INDOOR & OUTDOOR DECORATIVE APPLICATION.

DECORATIVE WALL LIGHTS



CAL-DWL-01



CAL-DWL-02



CAL-DWL-03



CAL-DWL-04



CAL-DWL-05



CAL-DWL-06



CAL-DWL-07



CAL-DWL-08



CAL-DWL-09



CAL-DWL-10



CAL-DWL-11



CAL-DWL-12



CAL-DWL-13



CAL-DWL-14



CAL-DWL-15




CAL-DWL-16

SUSPENDED ARCHITECTURAL LIGHTS



CAL-IN-RECT-01



CAL-IN-QUAD-01



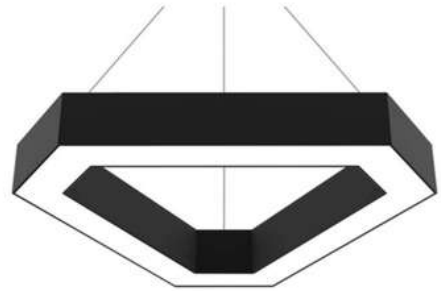
CAL-IN-LUNAR-01



CAL-IN-S-01



CAL-IN-LIN-01




CAL-IN-TRI-01



CAL-IN-HEXA-01



CAL-IN-DNT-01



BOLLARDS



CAL-OT-BL-01



CAL-OT-BL-02



CAL-OT-BL-03



CAL-OT-BL-04



CAL-OT-BL-05



CAL-OT-BL-06



CAL-OT-BL-07



CAL-OT-BL-08



CAL-OT-BL-09



CAL-OT-BL-10



CAL-OT-BL-11



CAL-OT-BL-12

GATE LIGHTS / LAMP POSTS



CAL-OT-GL-01



CAL-OT-GL-02



CAL-OT-GL-03



CAL-OT-GL-04



CAL-OT-GL-05



CAL-OT-GL-06



CAL-OT-GL-07



CAL-OT-GL-08



CAL-OT-GL-09



CAL-OT-GL-10



CAL-OT-GL-11



CAL-OT-GL-12

DECORATIVE INDOOR LIGHTS



CAL-DIL-01



CAL-DIL-02



CAL-DIL-03



CAL-DIL-04



CAL-DIL-05



CAL-DIL-06



CAL-DIL-07



CAL-DIL-08



CAL-DIL-09



CAL-DIL-10



CAL-DIL-11



CAL-DIL-12



CAL-DIL-13



CAL-DIL-14



CAL-DIL-15



CAL-DIL-16

CERTIFICATIONS



ISO CERTIFIED



ROHS COMPLIANCE



CE COMPLIANCE



PESO CERTIFIED



CIMFR CERTIFIED



BIS CERTIFIED

AFFILIATIONS



**FEDERATION OF INDIAN
EXPORT ORGANISATIONS**

Set up by Ministry of Commerce, Government of India
ISO 9001:2015 Certified



सत्यमेव जयते

**विदेश व्यापार महानिदेशालय
DIRECTORATE GENERAL OF
FOREIGN TRADE**

Affiliated with FIEO & DGFT as Authorized Exporters of Engineering Goods. FIEO & DGFT are departments falling directly under The Ministry of Commerce & Industry of India to oversee & regulate exports & foreign trade.



CHANNEL PARTNERS





CANDOUR INTERNATIONAL



Invento, 2nd Floor,
Permanand Colony, Sector-12B
Dwarka, New Delhi-110078, India.




+91 993 044 1885



Info@candourinternational.in



www.candourinternational.in



Whatsapp