

LEAHUNT
砺恒科技

LEAHUNT
砺恒科技



Mr. Liu Sales Manager

+8618014491525 leahunt.cn@gmail.com

+8618014491525 18895760565

www.leahunt.cn

Looking forward to your contact

LEAHUNT
DRIVING THE FUTURE

LEAHUNT TECHNOLOGY(JIANGSU)CO., LTD.

Tel: +86-18014491525 E-mail: leahunt.cn@gmail.com

Add: Green Cloud City, Jinma Road, Qixia District, Nanjing, Jiangsu Province, China



TIKTOK ID:
LEAHUNTCHINA



YOUTUBE ID:
LEAHUNT CHINA



FACEBOOK ID:
LEAHUNCHINA



LEAHUNT
OFFICIAL WEBSITE

www.leahunt.cn

COMPANY PROFILE



Leahunt Technology(Jiangsu)Co., Ltd. is mainly engaged in import and export of EV motor, rear axle, controller, gearbox, related accesories, as well as PMSM(i.e. industrial and ventilation motors). We take integrity, win-win and pioneering business philosophy to create a good corporate environment, and take a new business model, advanced technology, service and excellent quality as the foundation of customer satisfication. We integrate import and export service resources, minimize various expenses, allowing our parntners focusing on market development and customers' service.


GLOBAL PARTNERS

Leahunt Technology chanical has been the main supplier of famous Chinese electric vehicle brands such as Jinpeng, AIMA, Baodao, Bird electric car and Dayun for many years. It is the first to become a powertrain supplier for many domestic first-line brand motorcycle companies; it is also a strategic partner of many internationally renowned companies such as TTI in the United States, NWOW in the Philippines, and ETRON in India.



Some partners, regardless of rank

FEATURED PRODUCTS



FEATURED PRODUCTS



OTHER ACCESSORIES



METER



BRAKE CABLE



HANDLE



GEAR



BRAKE PEDAL



HEADLIGHTS



BRAKE



SHIFT SWITCH



SHOCKER



POWER OFF SWITCH



ACCELERATOR PEDAL



WHEEL


LEAHUNT PROVIDES YOU A COMPLETE SET OF
HIGH-QUALITY ELECTRIC VEHICLE ACCESSORIES

120 SERIES MOTOR




Voltage	48/60/72V
Power	350-1200W
Torque	11-36N.M
Speed	3300RPM
Efficiency	>80%
Insulation class	F
Protection class	IP54
Noise	≤76DB
Magnet height	25-60H

160/180SERIES MOTOR



Voltage	48-96V
Power	5000-6000W
Torque	8.9-80N.M
Speed	5500-6000RPM
Efficiency	>85%-92%
Insulation class	F
Protection class	IP55
Noise	≤65DB
Magnet height	75-120H

128/133/140/145SERIES MOTOR



Voltage	48-72V
Power	1500-5000W
Torque	11-36N.M
Rotating speed	3300RPM
Insulation class	F
Noise	≤76DB
Protection class	>80%
Efficiency	IP54
Magnet height	60-120H

APPLICATION SCENARIO



ELECTRIC MOTORCYCLE MOTOR



Rated Voltage	48-72V
Rated Current	60-90A
Magnetic Height	60-80MM
Rated Power	2000-3000W
Maximum speed	2500RPM
Peak Torque	110-150nm
No-load Current	20-25A
Maximum Efficiency	>90%
Insulation Grade	H
Ingress Protection Rating	IP67
Noise	<75DB

HUB MOTOR



product type	Brushless DC motor
model	Ancient temple/disc brake
Rated power	0.5-0.8kW
Rated voltage	48-60V
Rated speed	380-450RPM
Main scope of application	Electric tricycle

APPLICATION SCENARIO



INDUSTRIAL MOTOR



Voltage	220/380V	Efficiency	>89.5%-94%
Power	1100-7500W	Insulation class	H
Torque	7-47.75N.M	Protection class	IP55
Speed	1500RPM	Noise	≤50DB

APPLICATION SCENARIO



CONTROLLER (SQUARE WAVE/SINE WAVE SERIES
12-36 TUBES)



Square wave
controller

Rated voltage	48/60/72V
Rated power	350-1800W
Number of functional tubes	12-36tube
Maximum efficiency	95%
Maximum current	30-90A
Protection class	IP55
Function	Reverse, anti-theft, soft/hard start, voice, three-speed, meter, self-learning, forward and reverse, power lock



Sine wave
controller

Rated voltage	48/60/72V
Rated power	350-1200W
Number of functional tubes	12-24tube
Maximum efficiency	95%
Maximum current	30-60A
Protection class	IP55
Function	Reverse, anti-theft, soft/hard start, voice, three-speed, meter, self-learning, forward and reverse, power lock

It is widely used in new energy cars, ships, heavy duty vehicles, sightseeing vehicles, special vehicles, electric motorcycles and other scenes.

The product is of development and design, and can be customized according to the performance parameters or drawings provided by customers.

HIGH POWER CONTROLLER



EC150 controller

Rated Voltage	60V
Rated Power	1500W
Maximum Current	80A
Number of functional tubes	24G
Maximum efficiency	98%
Auxiliary Function	Reversing, anti-theft, soft/hard start selection, voice, low/medium/high speed, self-learning, one button repair, LCD instrument



EC300 controller

Rated Voltage	60-72V
Rated Power	5000W
Maximum Current	166/140A
Number of functional tubes	48G
Maximum efficiency	98%
Auxiliary Function	Reversing, anti-theft, soft/hard start selection, voice, low/medium/high speed, self-learning, one button repair, LCD instrument



EC750 controller

Rated Voltage	72/96V
Rated Power	9000W
Maximum Current	250/188A
Number of functional tubes	78G
Maximum efficiency	98%
Auxiliary Function	Reversing, anti-theft, soft/hard start selection, voice, low/medium/high speed, self-learning, one button repair, LCD instrument

OFF-ROAD / GO-KART POWERTRAIN



Brake method	drum brake
Brake pot diameter	φ130
Bridge tube diameter	φ56
Bridge tube thickness	3mm
Bridge tube length	350-750mm
Differential status	split differential Gearbox
Number of teeth	16/18 teeth

220OIL DRUM BRAKE AXLE



Brake method	drum brake
Brake pot diameter	φ220
Bridge tube diameter	φ60
Bridge tube thickness	3.5mm
Bridge tube length	700-1100mm
Differential status	140 Jianan integrated shift Gearbox
Number of teeth	large 6 teeth

INTERGRATED BRAKE REAR AXLE



Brake method	drum brake
Brake pot diameter	φ130
Bridge tube diameter	φ56
Bridge tube thickness	3mm
Bridge tube length	500-1200mm
Differential status	Integrated differential Gearbox
Number of teeth	16/18 teeth

LAWN MOWER REAR AXLE



Brake method	drum brake
Brake pot diameter	φ160-180
Bridge tube diameter	φ60
Bridge tube thickness	3.5mm
Bridge tube length	700-1100mm
Differential status	140Jianan integrated shift Gearbox
Number of teeth	large 6 teeth

INTEGRATED DISC BRAKE AXLE



Brake method	Oil disc brake
Brake pot diameter	φ180*4
Bridge tube diameter	φ60
Bridge tube thickness	3mm
Bridge tube length	560-1400mm
Differential status	Integrated differential Gearbox
Number of teeth	16/18 teeth

SPLIT REAR ALXE



Brake method	drum brake
Brake pot diameter	φ130
Bridge tube diameter	φ56
Bridge tube length	customizable
Ratio	1:10
AXLE SHAFT SPLINE	18 teeth

ALL ELECTRIC TRICYCLES/ELECTRIC QUADS CAN BE CUSTOMIZED

GEAR BOX CATALOG




HEAVY SHIFTING GEAR BOX 18T/LARGE 6T



DIFFERENTIAL GEAR BOX
SPLIT/INTERGRATED
18TEETH/16TEETH



GEN3 SHIFTING GEAR BOX
SPLIT/INTERGRATED
18T/LARGE 6T



RECREATIONAL VEHICLE
3HOLES/4HOLES
18 TEETH

OFF-ROAD GO-KART POWERTRAIN



VOLTAGE	60V/72V
RATED POWER	2KW-5KW
RATED CURRENT	40A-140A
ROTATE SPEED	3000/3800RPM
SPEED	30-55 km/h
RATIO	1:9.4/1:10/1:15
TORQUE	35-110 N.m

APPLICATION



LOWNMOWER / SANTITATION VEHICLE /
ELECTRIC HAND TRUCK




VOLTAGE	48V/60V/72V
RATED POWER	500W-800W-1000W-1200W
RATED CURRENT	20A-50A
ROTATE SPEED	2700/3300RPM
SPEED	5-20 km/h
RATIO	1:22
TORQUE	24-40 N.m

APPLICATION



CRAWLER CAR / TANK / RECOMMENDED
CONFIGURATION




VOLTAGE	48V/60V/72V
RATED POWER	500W-1200 W
BRAKE TYPE	DRUM BRAKE/DISC BRAKE
RATIO	1:8/1:10/1:22
AXLE SHAFT SPLINE	18TEETH/16TEETH
PRODUCT FEATURES	360 DEGREE TURNING/ INTEGRATED GEAR

APPLICATION



ELECTRIC MOTORCYCEL MOTOR



VOLTAGE	40V/60V/72V
RATED POWER	2KW-3KW
RATED CURRENT	60A-90A
ROTATE SPEED	2500RPM
TORQUE	35-110 N.m
INSULATION GRADE	H
PROTECTION RATE	IP67

APPLICATION



FIVE MAJOR INTELLIGENT PRODUCTION FACTORIES



MOTOR FACTORY



GEAR FACTORY



REAR AXLE FACTORY



CONTROLLERFACTORY



BOX FACTORY

COVERS AN AREA OF MORE THAN 350 ACRES, WITH A FACTORY AREA OF 100,000 SQUARE METERS.
IT HAS FIVE INTELLIGENT FACTORIES FOR MOTORS, GEARS, CONTROLLERS, HOUSINGS AND REAR AXLES.